

NAGPUR CANCER REGISTRY  
DIVISION OF  
THE MUMBAI CANCER REGISTRY

## **CANCER INCIDENCE AND MORTALITY IN NAGPUR CITY 2010-14**

Dr.Vinay Deshmane  
Principal Investigator  
Mumbai Cancer Registry  
Indian Cancer Society

Ms. Sheila Nair  
Director General  
Indian Cancer Society

Ms.Shravani Koyande  
Dy. Director and Co-Principal Investigator  
Mumbai Cancer Registry  
Indian Cancer Society

Dr.Krishna Kamble  
Hon. Secretary  
Nagpur Cancer Registry

Ms.Shweta Jadhav  
Officer  
Mumbai Cancer Registry  
Indian Cancer Society

Ms.Mayuri Prabhale  
Research Assistant  
Mumbai Cancer Registry

---

INDIAN CANCER SOCIETY  
MUMBAI, INDIA  
NAGPUR CANCER REGISTRY

# INDIAN CANCER SOCIETY

## MANAGING COMMITTEE TRUSTEES & OFFICE BEARERS

<i>Chairman</i>	:	Mr. Kewal Nohria
<i>Vice Chairman</i>	:	Mr. M.K.Sharma
<i>Hon. Secretary &amp; Managing Trustee</i>	:	Mr. Naveen Kshatriya
<i>Hon. Treasurer &amp; Jt. Managing Trustee</i>	:	Mr. Uday Khanna
<i>Jt. Hon. Secretaries</i>	:	Dr. Vinay Deshmane Mr. K.A.Narayan
<i>Jt.Hon.Treasurer</i>	:	Mr.Suresh Goklaney
<i>Trustees</i>	:	Mrs. Usha Thorat Dr. Anita Borges

## MEMBERS

Mr. Hari Mundra  
Dr. Anil D'Cruz  
Dr. R. K. Deshpande  
Dr.Purvish Parikh  
Mrs. Jyostna Govil  
Dr. Purna A. Kurkure  
Mr. Kiran Talcherkar  
Mr. Jeevan Virkar  
Dr. Vikram Sanghvi  
Dr. Arunabha Sengupta  
Mr. Kishore Rao  
Adv. M Federal  
Dr. Tapan Saikia

## Acknowledgements

In order to identify the etiological factors that might be implicated in a segment of a selected population. It is essential to determine the behavioral patterns, habits, customs and environmental background of the group under study. It is also necessary to identify the difference if any, in the site patterns and incidence rates of the disease, amongst various communities living in geographical area having varying patterns of climate and physical environments by identifying the dietary habits, social customs and such other factors in the social population.

With this aim in mind, we established satellite cancer registries in population zones of different sizes in Maharashtra, so that the cancer problem throughout the state could be investigated in-depth, in the light of the experience gained at the Mumbai Cancer Registry. Thus the first satellite registry was established at Pune in 1972, the second at Aurangabad in 1978 and the third at Nagpur in 1980.

The Nagpur Cancer Registry Division of the Mumbai Cancer Registry became operative in January 1980 as a collaborative effort with the Nagpur Medical College. The Head of the Department of Radiation and Oncology at the Medical College was entrusted with the day to day work relating to the registry.

We are grateful to the administration and staff members of various hospitals and consultants in private practice in Nagpur and Mumbai, without whose cooperation, our efforts to register all the resident cancer cases in Nagpur, would not have succeeded. The Executive Health Officer of the Nagpur Municipal Cooperation deserves special mention and we sincerely thank them, for making the death records of the city population freely available to us. We also thank them, for making the death records of the city available to us. We are indebted to the Dean of the Nagpur Medical College for permitting us to examine the medical records of the hospital and providing adequate office space for our staff members.

Dr. Vinay Deshmane  
Dr. Krishna Kamble  
Ms. Shravani Koyande

Staff Members of Nagpur Cancer Registry

Medical Social Investigators

Mrs.R.K.Ingole (Retired 2015 )

Mrs. P.Y.Warade (Retired 2016 )

Mrs.R.M.Bhagat (Retired 2017)

Mrs.Rekha Patil

Mrs.Kalyani Ghumde

## CONTENTS

1	Introduction	6
	Demographic and Healthcare facilities of Nagpur	6
	Population Estimates	7
2	Working of the Cancer Registry	7
3	Overview of Cancer Incidence and Mortality	9
	Incidence	9
	Mortality	10
	Site	11
	Age	14
	The most common cancer incidence	17
	Method of Diagnosis	19
	Religion	21
	Cumulative Cancer Incidence Rate	22
	Childhood Cancers	23
	Tobacco Related Cancers	24
	Cancer in Young Adults	24
	The most common cancer deaths	25
4	Tables	28
5	Appendix	58

## **Introduction:**

The Nagpur Population based cancer registry is the fourth cancer registry in Maharashtra State. It is been established in 1980 in association with Govt. Medical College and Hospital of Nagpur City. It cover the 237 sq.km. area of the Nagpur City.

This is the annual statistical report of Nagpur Cancer Registry. The report summaries cancer incidence and mortality in Nagpur City for the period 2010-14, the complete and reliable data is available from the cooperating sources in the Nagpur City and summaries on cancer statistics.

## **Demographic Characteristics of Nagpur City**

Nagpur city lies on Deccan Plateau of Indian Peninsula on plateau between latitude 21° 06 North and longitude 17° 03 East. Nagpur city has many natural lakes, Ambazari, Futala, Gorewada and Telangkhedi, while manmade lakes are Sonegaon and Gandhisagar. Nagpur city receive water supply mainly from Pench Project and Kanhan River. The area of Nagpur city is 237 Sq.km.

Nagpur is administrated by Nagpur Municipal Corporation (NMC) along with Nagpur Improvement Trust (NIT). Marathi is official language while “Varhadi”, a dialect of Marathi is spoken in and around Nagpur. However, Hindi is also spoken equally fluently which shows its previous connection with Madhya Pradesh, a Hindi speaking state.

Nagpur is known for Deekshabhoomi. It is also known by its nick name the “Orange city” or the “Tiger capital of India”. Nagpur got its name because of river Nag flowing through the heart of the city and the river got the name because the Nag peoples were the inhabitants of this region.

Nagpur was a geographical center of colonial India and a zero mile stone was erected by the British to measure the distance in the country in all directions. Nagpur is strategically situated at the cross road north-south and east-west routes by road, rail and air.

Nagpur is the highest literate (92.38%) city in India. it is the 13<sup>th</sup> most populous city in India and 3<sup>rd</sup> in Maharashtra. It is the best city in India topping live ability, greenery, public transport and health care indices. It is 20<sup>th</sup> cleanest city of India and largest city in central India. It appear to be future global city due to upcoming MIHAN (multimodal international cargo hub and airport at Nagpur)

## **Healthcare facilities of Nagpur**

There are 12 Govt., 10 charitable and 9 private hospitals. There are 750 registered nursing homes with 7500 hospitals beds, 39 dispensaries and 6 mobile dispensaries, 3000 private clinics and 67 pathology labs and blood banks. At present there are two Govt. Medical college and one private medical college with one Govt. Dental and two private dental colleges.

## Population Estimates

The Nagpur City Agglomeration includes the Nagpur Municipal Corporation, The Camptee Municipal Area, and the Camptee Cantonment. In India the recent population census has taken place in 2011. For this report the population growth rate of Census 2011 has been used to calculate the population as on 1<sup>st</sup> July 2012.

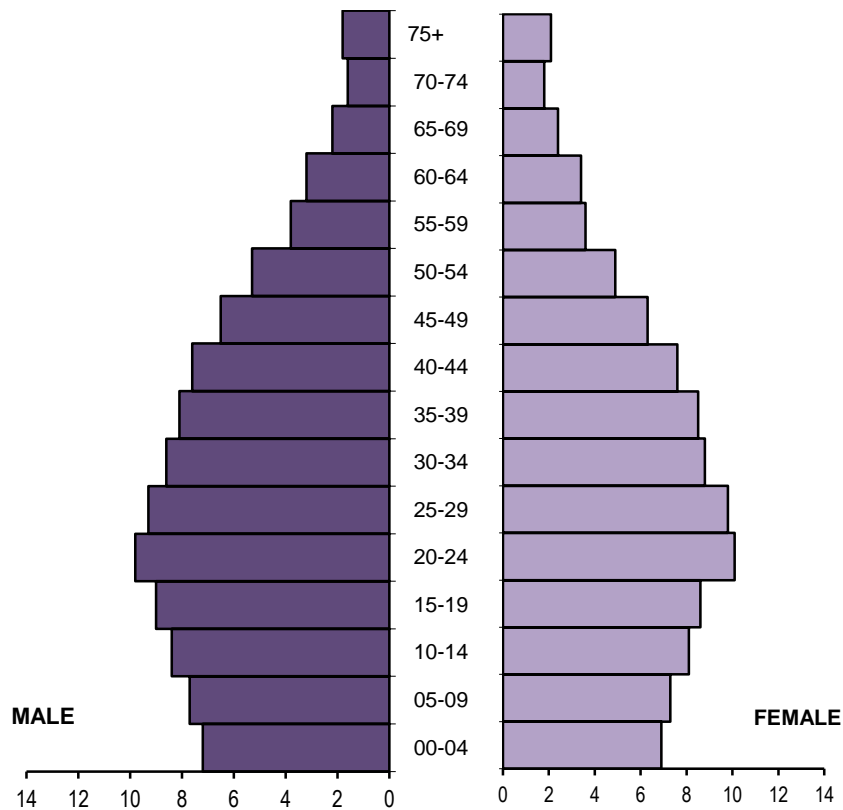


Fig. 1: Percentage Distribution of Estimated Resident Population of Nagpur City as on 1<sup>st</sup> July 2012

## Working of Nagpur Cancer Registry

### Cancer Registrations System:

Cancer Registry follows the active data collection method. Staff members personally visit the wards of the co-operating hospitals on regular basis. The record files maintained by the various departments of these hospitals viz. Pathology, Hematology, Radiology and the various registers in the specialised surgical and medical wards, are also examined. Full information about every cancer patient registered at each and every hospital is abstracted on registry Core Performa.

As a result of such data collected from different hospitals, the same patient is sometimes found to be registered at two or more hospitals. Care is taken to see that multiple entries of the same patient are not made in our records. On the other hand, in some instances, complete medical information is obtained by combining the data obtained from two or more hospitals, of one and the same patient.

Supplementary information can often be gleaned from the death records maintained by the Vital Statistics Division of the Nagpur Municipal Corporation. Copies are made of all death certificates, which mention cancer or tumor as the cause of death. These death certificates are then matched against the registered cases in our files. Every cancer death not traceable to an entry in our files, is labeled as an "unmatched death" and the date of death is then taken as the date of first diagnosis, and is so registered in the corresponding year's data file. Furthermore copies of all death certificates where the term 'Cancer' or 'Tumor' is mentioned as the cause of death are individually scrutinized to confirm the statement.

#### **Case Inclusion Criteria:**

Nagpur PBCR follows the same system like Mumbai Registry wherein, the patient should be resident of geographical jurisdictions of Nagpur for at least one year. All malignant tumours are being registered in the registry. The benign, suspicious and insitu tumours are being collected but not registered and include in the analysis.

#### **Cancer Reporting System:**

We utilise the coding system devised by the World Health Organisation using code numbers C00.1-C98.9 as published in the Manual of the International Classification of Diseases, Injuries and Causes of Death (10th revision ) for coding the primary site. We also utilise the International Classification of Diseases for Oncology, (ICDO-3) simultaneously, for coding the morphology. For histology coding, the World Health Organisation's International Classification of Diseases for Oncology (ICDO-3) giving histogenic and malignancy codes is followed, in conjunction with the primary site codes suggested by the World Health Organisation.

#### **Sources of Registration:**

Two major sources have utilised for cancer data collection.

- All hospitals, nursing homes and consultants in private practice in the Registry area.
- The Vital Statistics Division of the Department of Nagpur Municipal Corporation.



## Incidence and Mortality Overview

### Incidence:

During the period of 2010-14, total 11,712 cases have been registered in Nagpur out of those 5776 Males and 5936 Females. The males contribute 49.3 % and females 50.7% to the total cancers in Nagpur.

The Age Adjusted Rates (AARs) for males 93.6 and females 94.3. The cumulative life time risk (to age 75 years) remains approximately 1 in 9 for males and 1 in 10 for females. Mouth Cancer is leading the Male Cancer Incidence followed by Tongue and Lung. Breast Cancer is leading the female Cancer Incidence followed by Cervix and Ovary.

The pediatric cancer incidence is 3.4 for the young boys and 1.8 for young girls. Tobacco related cancers accounted for 49% of all cancers in males and 17.6% of all cancers in females.

### Age and Sex:

Cancer was strongly related to age, with less than 5% of tumors occurring before age 15 and almost 60% occurring in persons older than 60 years. The predominance of cancer in female is due to breast and the group of reproductive cancer.



Fig 2: Number of Incidence Case of cancer by sex and year of registration, Nagpur, 2010-14

## Mortality:

During the period of 2010-14, total 1912 cancer deaths have been reported by Nagpur Municipal Corporation out of those 1060 Males and 852 Females. The males contribute 55.4% and females 44.6% to the total cancer deaths.

The Mortality Age Adjusted Rates (AARs) for male is 17.1 and 13.5 for females. The proportion of cancer deaths is more in males in comparison with females. The Mouth cancer is the leading cause of death in males and breast in females. The predominance of cancer death in male is due to cancer of mouth and lung.

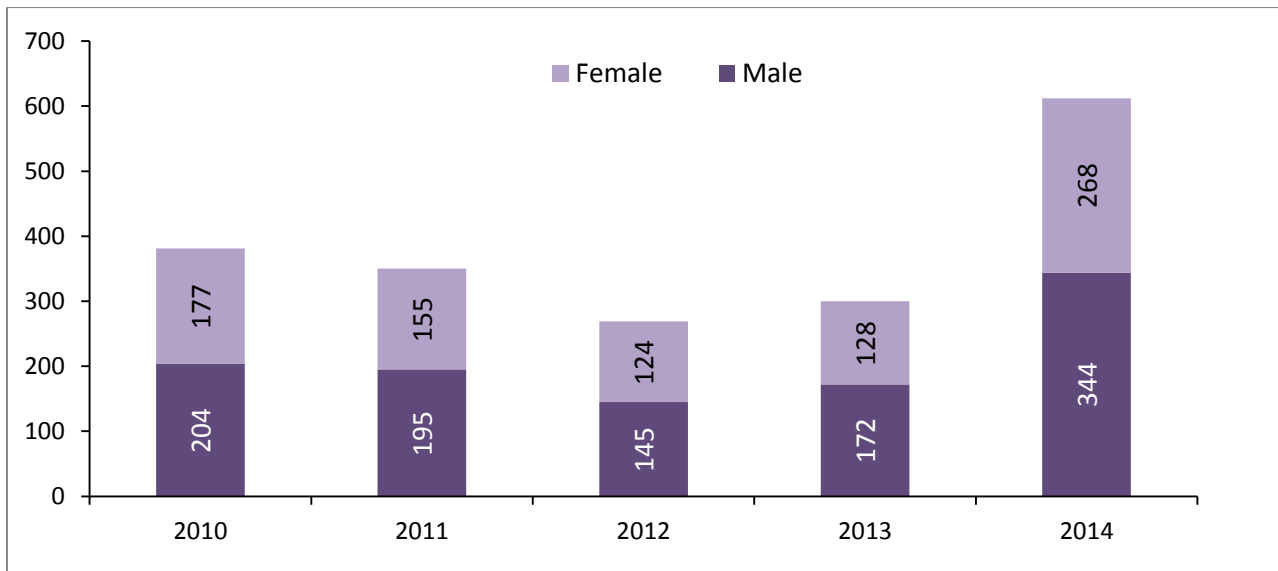


Fig 3: Number of cancer deaths by sex and year of registration, Nagpur, 2010-14

**Site:**

The percentage distribution of new cancer cases diagnosed during 2010-14, by site group and sex is given in Table A and B. The Lip, Oral cavity and pharynx are the leading cancer sites in males and breast cancer is leading cancer in female.

Table A: Males

ICD10	Description	2010	2011	2012	2013	2014	Total	%
C00-C14	Lip, Oral Cavity & Pharynx	303	351	343	345	323	1665	28.8
C15-C26	Digestive Organs	191	237	258	237	241	1164	20.2
C30-C39	Respiratory System	140	160	150	166	135	751	13.0
C40,C41,C49	Bone & Connective Tissue	30	36	38	34	36	174	3.0
C44	Skin	14	17	22	14	26	93	1.6
C50	Breast	13	15	26	18	19	91	1.6
C60-C63	Male Genital Organs	61	62	56	61	60	300	5.2
C64-C68	Urinary Organs	35	44	33	47	37	196	3.4
C69-C72	Eye & Nervous System	32	29	30	48	39	178	3.1
C73-C75	Thyroid and Other Endogland	6	8	11	7	12	44	0.8
C76-C80	Illdefined, Lymphnodes, Sec	73	99	98	86	160	516	8.9
C81-C90	Lymphatic System	52	54	48	67	63	284	4.9
C91-C96	Leukemias	52	69	42	81	76	320	5.5
Total	All Sites	1002	1181	1155	1211	1227	5776	100.0

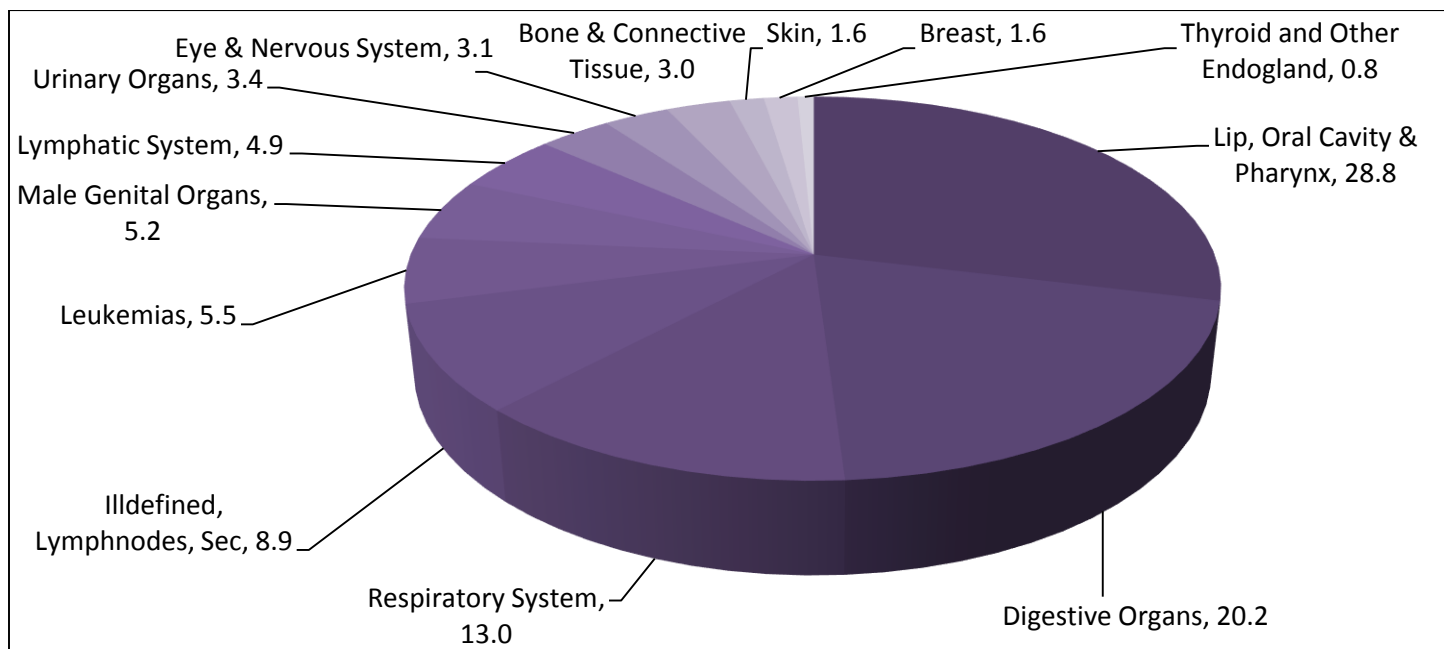


Fig 4: Distribution of cancer incidence in Male for the period of 2010-2014, Nagpur City.

Table B: Females

ICD10	Description	2010	2011	2012	2013	2014	Total	%
C00-C14	Lip, Oral Cavity & Pharynx	98	132	132	133	117	612	10.3
C15-C26	Digestive Organs	145	165	146	144	121	721	12.1
C30-C39	Respiratory System	37	58	49	43	34	221	3.7
C40,C41,C49	Bone & Connective Tissue	22	27	40	21	16	126	2.1
C44	Skin	11	17	10	13	19	70	1.2
C50	Breast	347	364	371	400	339	1821	30.7
C51-C58	Female Genital Organs	255	279	280	319	303	1436	24.2
C64-C68	Urinary Organs	12	14	12	15	8	61	1.2
C69-C72	Eye & Nervous System	21	28	33	25	16	123	2.1
C73-C75	Thyroid and Other Endogland	19	13	20	17	20	89	1.5
C76-C80	Illdefined, Lymphnodes, Sec.	59	70	38	49	114	330	5.6
C81-C90	Lymphatic System	39	34	23	28	38	162	2.7
C91-C96	Leukemias	41	36	32	28	27	164	2.8
Total	All Sites	1106	1237	1186	1235	1172	5936	100

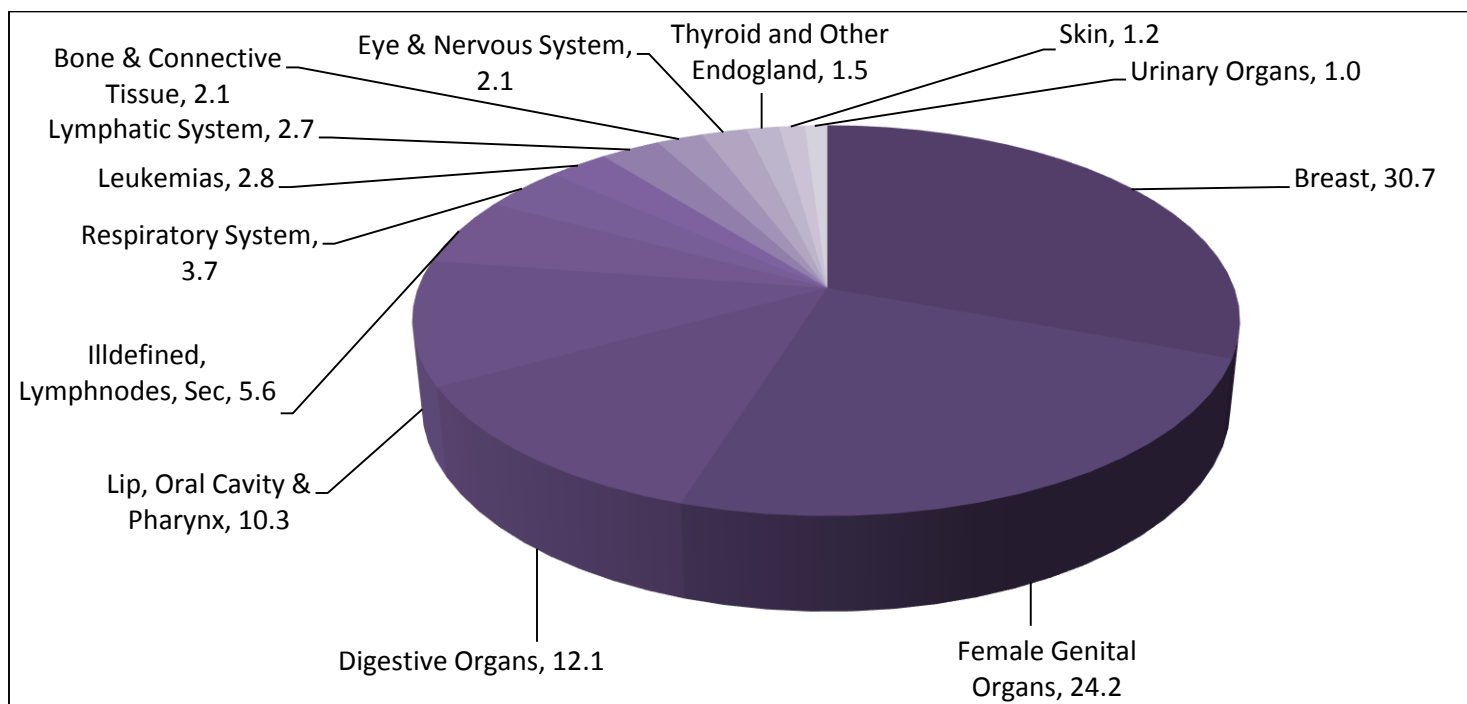


Fig 5: Distribution of cancer incidence in Female for the period of 2010-2014, Nagpur City.

Table C: Both Sexes

ICD10	Description	2010	2011	2012	2013	2014	Total	%
C00-C14	Lip, Oral Cavity & Pharynx	401	483	475	478	440	2277	19.4
C15-C26	Digestive Organs	336	402	404	381	362	1885	16.1
C30-C39	Respiratory System	177	218	199	209	169	972	8.3
C40,C41,C49	Bone & Connective Tissue	52	63	78	55	52	300	2.6
C44	Skin	25	34	32	27	45	163	1.4
C50	Breast	360	379	397	418	358	1912	16.3
C51-C63	Genital Organs	316	341	336	380	363	1736	14.8
C64-C68	Urinary Organs	47	58	45	62	45	257	2.2
C69-C72	Eye & Nervous System	53	57	63	73	55	301	2.6
C73-C75	Thyroid and Other Endogland	25	21	31	24	32	133	1.1
C76-C80	Illdefined, Lymphnodes, Sec	132	169	136	135	274	846	7.2
C81-C90	Lymphatic System	91	88	71	95	101	446	3.8
C91-C96	Leukemias	93	105	74	109	103	484	4.1
Total	All Sites	2108	2418	2341	2446	2399	11712	100.0

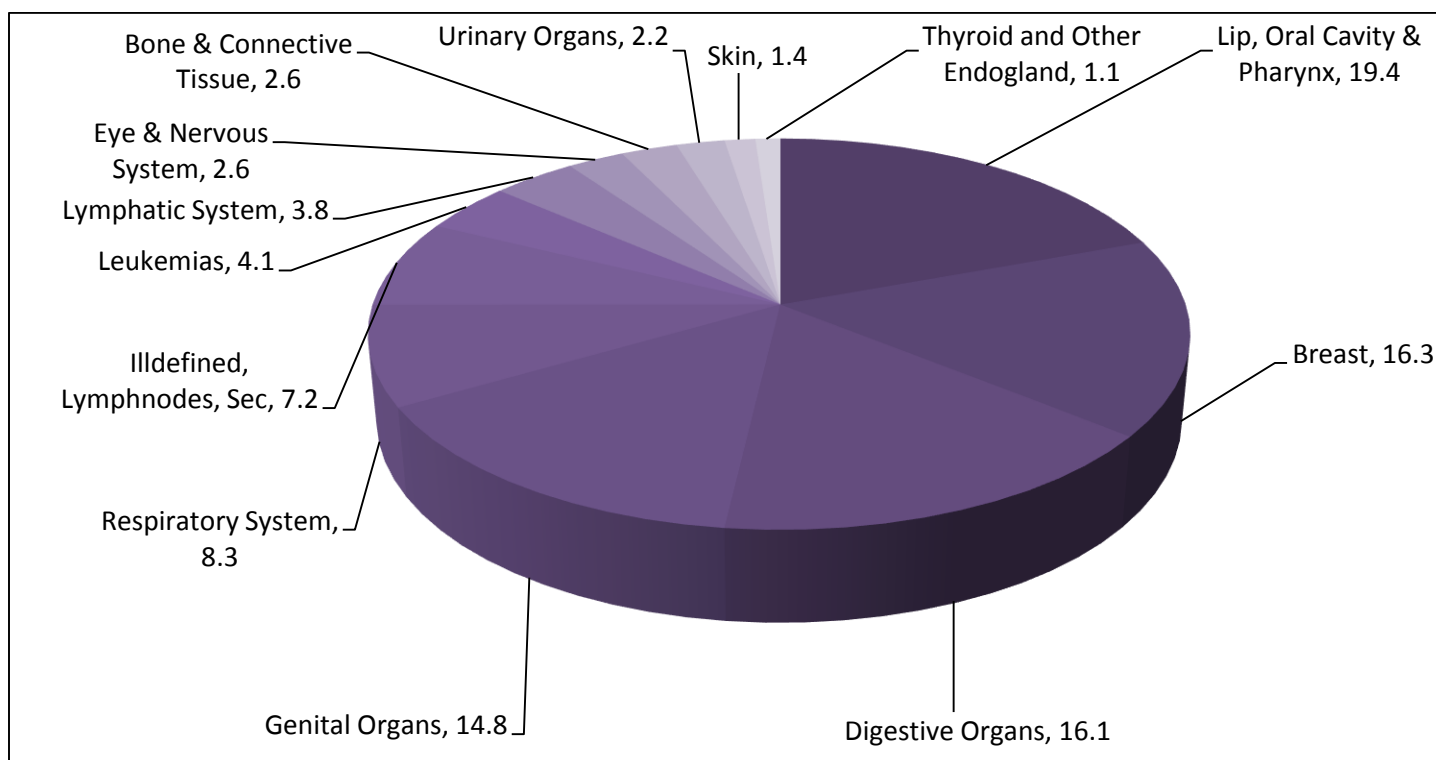


Fig 6: Distribution of cancer incidence in Total Population for the period of 2010-2014, Nagpur City.

**Age:**

The number of new cancer cases by site and age are presented in Table D for the period 2010-14, for males and females respectively. It's clearly indicates that cancer occurs mostly at older ages, as only 2.5% of the total new cancers registered in pediatric age group i.e. 00-14 although population constitutes is 22.8%. 25% cancer burden to the total cancer incidence is shared by 65+ age group where in population is only 6%. (Fig 7)

Table D: Percentage Distribution of the resident population and new cancer cases by age and sex, Nagpur City, 2010-14.

Age Group	Population			New cancer Cases		
	Male	Female	Total	Male	Female	Total
00-14	11.9	10.9	22.8	1.7	0.9	2.5
15-34	18.6	18.3	36.9	5.4	4.8	10.3
35-64	17.5	16.8	34.3	28.5	33.6	62.2
65+	2.8	3.1	5.9	13.7	11.3	25.0
Total	50.9	49.1	100	49.3	50.7	100

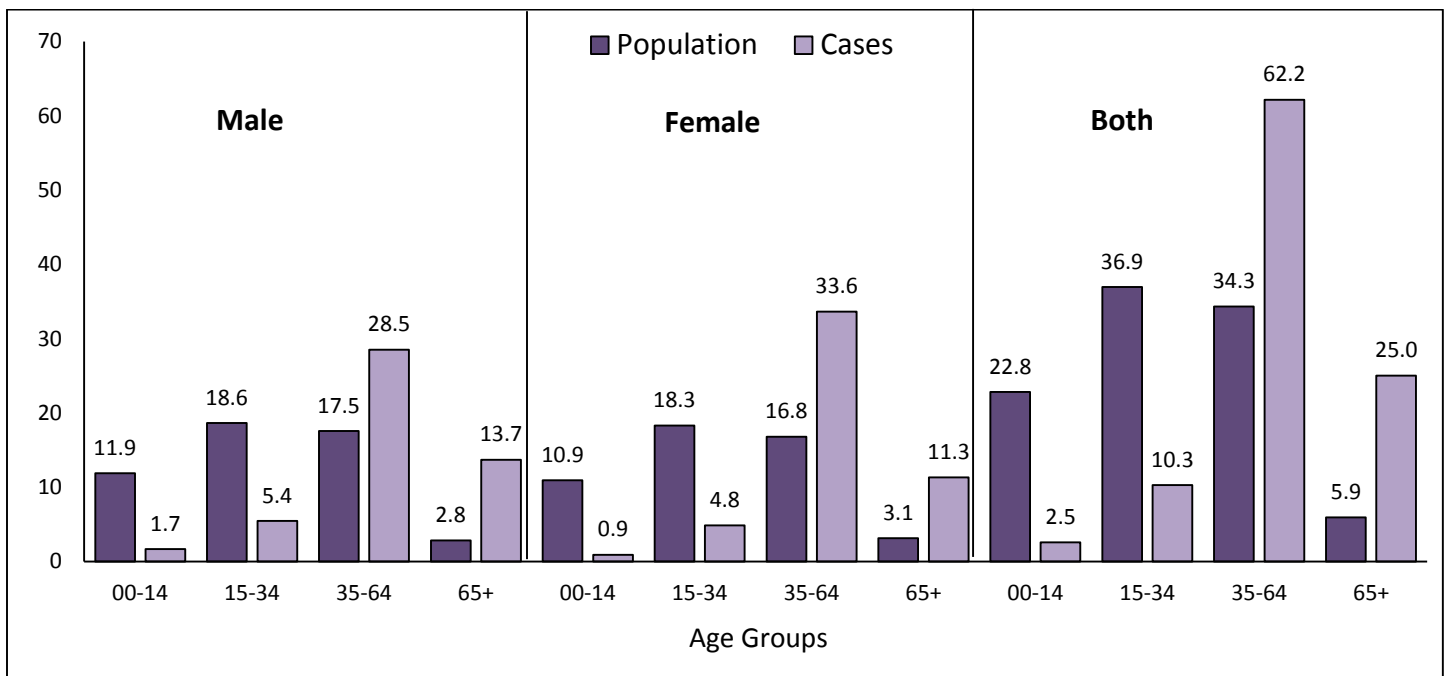


Fig 7: Percentage distribution of the resident population and cancer cases

Average Annual age specific incidence rates per 100,000 population for all cancer sites together by sex for the period of 2010-14 are presented Table E.

Table E: Average Annual age specific incidence rates per 100,000 population for all cancer sites by sex for the period of 2010-14

<b>Age-Group</b>	<b>Male</b>	<b>Female</b>	<b>Both</b>
00-04	11.5	8.5	10.1
05-09	13.9	6.8	10.5
10-14	12.8	7.1	10.1
15-19	13.8	16.1	14.9
20-24	16.8	15.5	16.1
25-29	26.8	19.3	23.0
30-34	51.4	47.7	49.6
35-39	62.8	78.8	70.9
40-44	92.8	149.0	120.4
45-49	124.8	209.0	165.5
50-54	200.6	231.7	215.2
55-59	254.0	246.2	250.3
60-64	337.6	339.7	338.7
65-69	440.6	379.1	409.0
70-74	494.4	308.5	396.4
75+	409.3	303.7	352.8
<b>Total</b>	<b>88.8</b>	<b>94.5</b>	<b>91.6</b>

Cancer Incidence rates were found to increase sharply with age. The curves for male and female however quite distinct. All the younger age incidence rates were found to be somewhat same higher in males. Age specific incidence rates were higher in females only between the ages 35-54. The frequent occurrence of cancers involving the female genital organs and the breast, perhaps accounts for most of the differences noted between male and females rates.

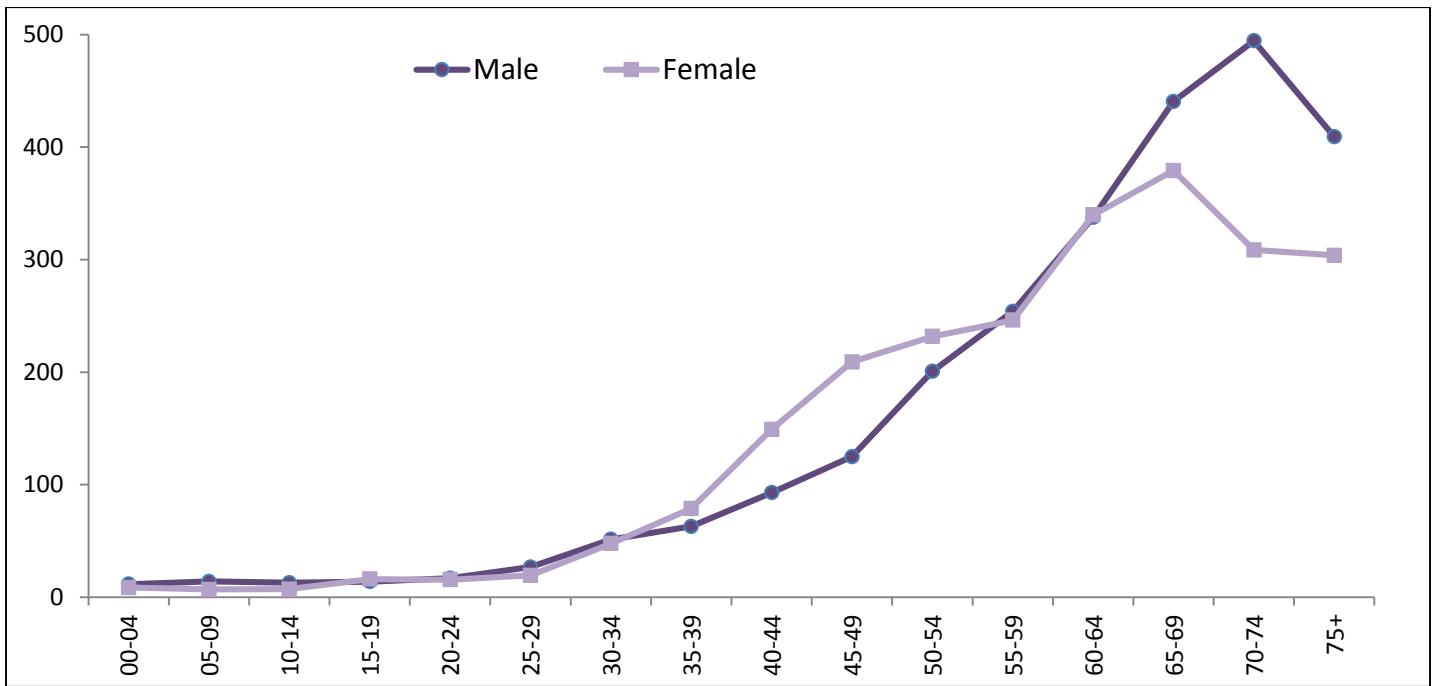


Fig 8: Age Specific incidence rates per 100,000 population for all cancer sites

Since the incidence of cancer is known to increase with age, comparison of the rates between different populations, should take into consideration the composition of each group. The commonly accepted method of minimizing the difference in age distribution of the incidence rates is to base the rates to be compared, on a common age distribution.



### The Most common cancers:

The most common sites of cancers based on age adjusted incidence rates in males and females are shown in Table F and Fig. 9

Table F: Top 10 leading cancers in Males and Female as per Age Adjusted Rates in Nagpur 2010-14

Male				Female			
Rank	ICD10	Site	AAR	Rank	ICD10	Site	AAR
1	C03-06	Mouth	12.9	1	C50	Breast	28
2	C33-34	Lung	6.6	2	C53	Cervix	13.2
3	C01-02	Tongue	6.5	3	C56	Ovary	5.8
4	C15	Oesophagus	6.4	4	C03-06	Mouth	5.3
5	C32	Larynx	5.7	5	C15	Oesophagus	3.9
6	C91-95	Leukemia	5	6	C54	Corpus Uteri	2.7
7	C81-85	Lymphoma	3.8	7	C91-95	Leukemia	2.6
8	C16	Stomach	3	8	C01-02	Tongue	2.6
9	C61	Prostate	2.9	9	C33-34	Lung	2.6
10	C19-21	Rectum	2.9	10	C81-85	Lymphoma	2.2
AAR At All Sites			93.6	AAR At All Sites			94.3

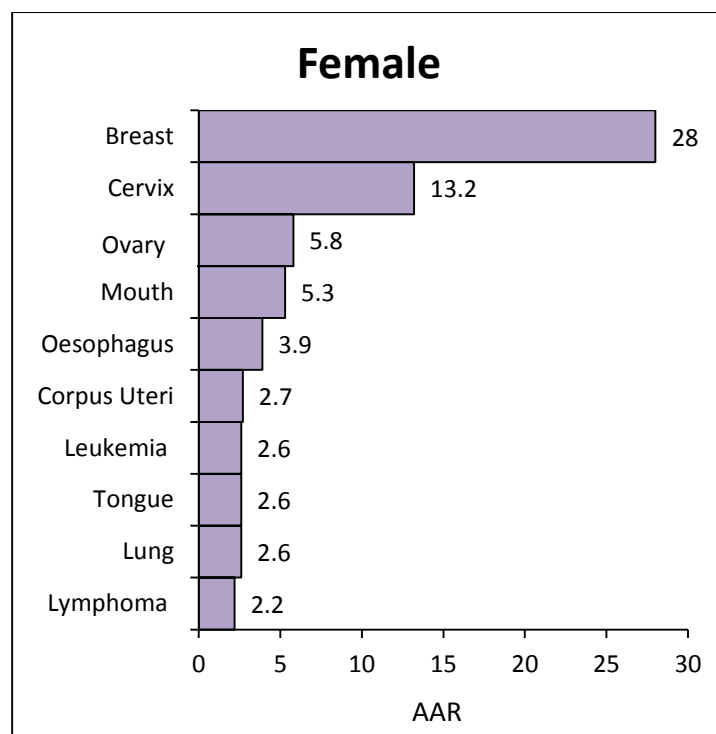
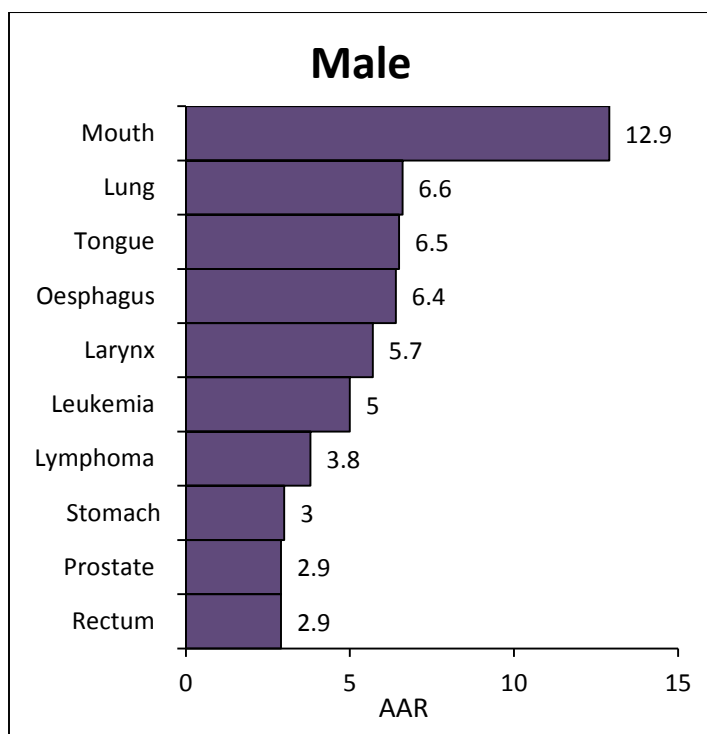


Fig 9: Age specific Incidence Rates per 100,000 Population for all cancer sites

Age reporting was found to be more reliable in the age group 35-64. The truncated incidence rates between the ages 35-64 adjusted to the age distribution of the world population, are presented in Table G, where ten leading cancer sites ranked as per truncated rates for males and females are given (Fig.10)

Table G: The leading cancer sites by truncated (35-64) incidence rates per 100,000 Population by sex 2010-14

Male				Female			
Rank	ICD10	Site	TR	Rank	ICD10	Site	TR
1	C03-06	Mouth	28.7	1	C50	Breast	68
2	C01-02	Tongue	13.9	2	C53	Cervix	30.8
3	C33-34	Lung	10.9	3	C56	Ovary	12.1
4	C15	Oesophagus	10.6	4	C03-06	Mouth	9.5
5	C32	Larynx	9.9	5	C15	Oesophagus	7.2
6	C16	Stomach	6.2	6	C01-02	Tongue	6.5
7	C81-85	Lymphoma	4.9	7	C54	Corpus Uteri	6.1
8	C91-95	Leukemia	4.9	8	C33-34	Lung	4.7
9	C19-21	Rectum	4.7	9	C16	Stomach	4.1
10	C70-72	Brain	4.3	10	C81-85	Lymphoma	3.6
TR At All Sites			163	TR At All Sites			197.5

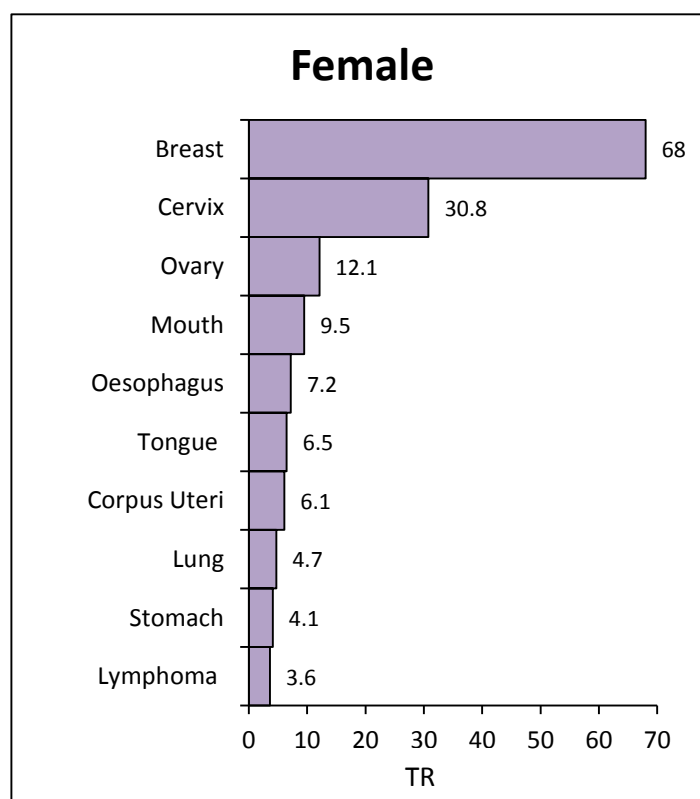
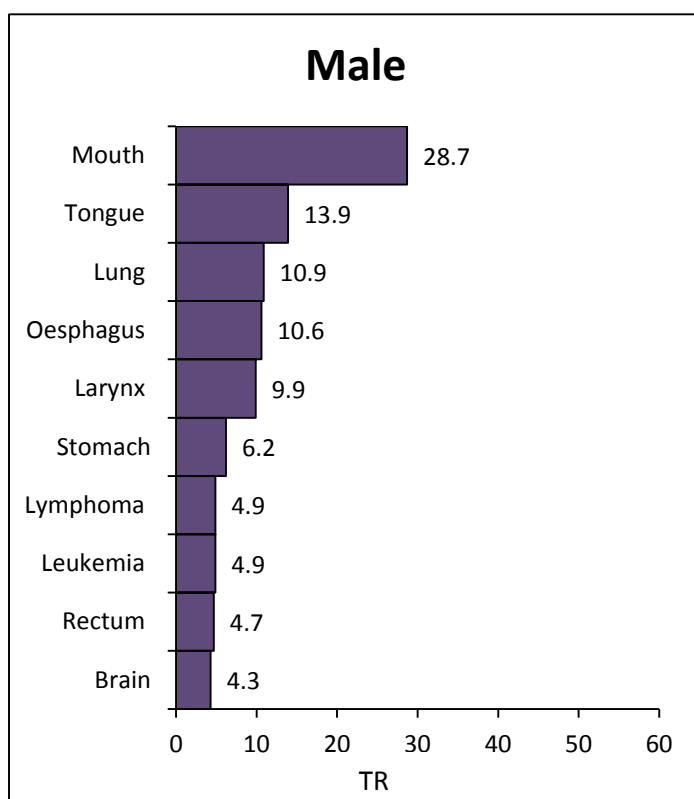


Fig.10: Truncated Incidence Rates per 100,000 Population at Ten Leading sites, 2010-14.

In males, in the age group 35-64, cancer of the Mouth ranks first followed by cancer of the Tongue, Lung and Oesophagus. In females in the age group of 35-64, cancer of the breast ranks first followed by cancer of the cervix and ovary, mouth.

The highest incidence rates by primary in males and females age wise are presented in Table H. In children, (00-14 agegroup) both in leukemias are more common in boys compare to girls. In males above 25-69 age group mouth is the frequent cancer site and in females breast is frequent cancer site for the age group of 20-75 and above.

Table H: The highest incidence rates by age and sex per 100,000 population 2010-14.

Male			Female	
Age Group	Site	Rate	Site	Rate
00-04	Leukemia	4.8	Leukemia	3.0
05-09	Leukemia	6.8	Bone	1.3
10-14	Leukemia	5.8	Bone	1.8
15-19	Leukemia	3.5	Leukemia	2.7
20-24	Leukemia	3.9	Breast	2.4
25-29	Mouth	5.0	Breast	5.0
30-34	Mouth	13.7	Breast	15.6
35-39	Mouth	16.9	Breast	33.1
40-44	Mouth	27.3	Breast	57.6
45-49	Mouth	26.4	Breast	78.2
50-54	Mouth	31.6	Breast	81.8
55-59	Mouth	40.1	Breast	76.0
60-64	Mouth	36.6	Breast	95.4
65-69	Mouth	45.6	Breast	82.2
70-74	Lung	59.5	Breast	70.2
75+	Oesophagus	46.2	Breast	70.9
<b>All Ages</b>	Mouth	<b>12.9</b>	Breast	<b>28</b>

#### Method of Diagnosis:

An evaluation of the reliability of cancer data is usually measured by the percentage of patients having microscopic proofs of diagnosis. In Nagpur city for the period 2010-14, 91.9% of total patients are diagnosed microscopically confirmed diagnosis, 5.3 % of clinical confirmation and only 2.2% are confirmed with DCO. The male and females distribution of method of diagnosis is given in Table I and Fig 11.

Table I: The percentage of new cancer cases diagnosed by Method of Diagnosis, 2010-14

Method Of Diagnosis	Male		Female		Total	
	N	%	N	%	N	%
Microscopic	5318	92.1	5441	91.7	10759	91.9
Clinical Investigation	14	0.2	23	0.4	37	0.3
Clinical Only	308	5.3	345	5.8	653	5.6
DCO	136	2.4	127	2.1	263	2.2
Total	5776	100	5936	100	11712	100

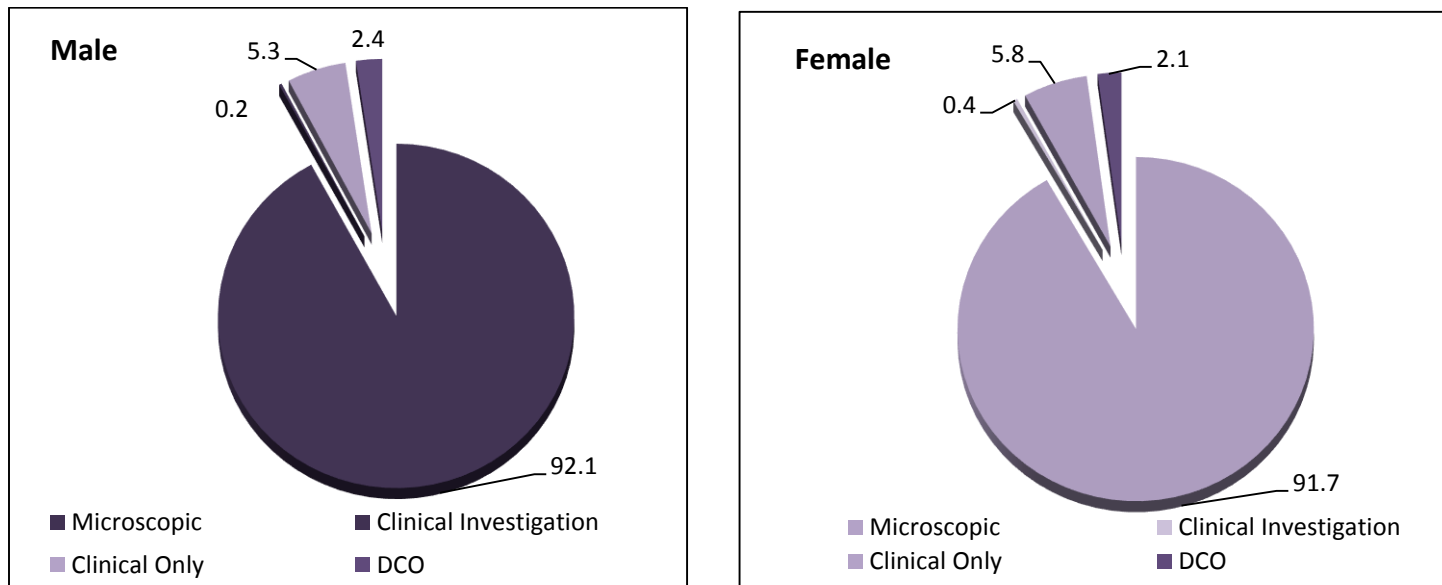


Fig.11: Percentage Distribution of the incidence Cases of Cancer by Method of Diagnosis, 2010-14.

### Histology:

During the period of 2010-14, a total of 10,759 were microscopically confirmed cases which was almost 92% of the total cancers registered during the same period. The various histological classifications are observed in Nagpur city during these five years which are presented in Table 17. The squamous cell neoplasm (33.6%) is commonest in both the sexes. Amongst male, squamous cell neoplasm (40.1) and in female, the ductal and lobular neoplasm (26.6%) is the leading histology.

**Religion:**

The site incidence patterns exhibit considerable differences in the various religious groups. The common cancer sites in major religious groups by sex are presented in Table J.

Table J: Five most common sites of cancer in different religious groups by sex 2010-2014.

Religion	Male			Female		
	Rank	Site	%	Rank	Site	%
Hindus	1	Mouth	15.4	1	Breast	30.3
	2	Tongue	7.4	2	Cervix	14.7
	3	Oesophagus	6.7	3	Ovary	6.1
	4	Lung	6.3	4	Mouth	5.5
	5	Larynx	5.6	5	Oesophagus	4.1
Muslims	1	Mouth	13.6	1	Breast	31.4
	2	Tongue	9.0	2	Ovary	7.0
	3	Lung	8.4	3	Cervix	6.8
	4	Larynx	5.3	4	Mouth	4.6
	5	Oesophagus	4.2	5	Oesophagus	4.2
Neo Buddhist	1	Mouth	14.4	1	Breast	33.3
	2	Tongue	11.2	2	Cervix	15.9
	3	Lung	8.0	3	Ovary	7.2
	4	Oesophagus	7.0	4	Mouth	6.4
	5	Larynx	7.0	5	Tongue	2.3

**Cumulative Incidence Rate:**

The cumulative incidence rate is simply a summary measure of the experience of a population over a longer time span or age interval. It is obtained by summing up the age specific incidence for each year in the defined age interval.

The cumulative incidence rate between birth to age 74 years is 5 times the sum of the age specific incidence rates calculated over five year age-groups, since age-specific incidence rates are usually computed for five year age intervals. The cumulative incidence is a directly standardized incidence rate and a good approximation to the actuarial or cumulative risk. The age cumulative incidence rates (00-74 years) are calculated for all sites in both the sexes (Table K). On an average 1 out of 9 males and 1 out 10 in females has the chance of developing cancer in his or her life time (00-74).

Table K: Cumulative Rates (%) and Life Time Risk of developing cancer to age 74 years by site and sex.

ICD10	SITE	MALE		FEMALE	
		Cum Rate %	* 1 in	Cum Rate %	* 1 in
C00	Lip	0.1	921	0.0	3048
C01-02	Tongue	0.7	148	0.3	369
C03-06	Mouth	1.4	71	0.6	157
C07-08	Salivary Gland	0.1	1714	0.0	3137
C09-10	Oropharynx	0.2	497	0.0	4368
C11	Nasopharynx	0.0	4428	0.0	6068
C12-13	Hypopharynx	0.3	323	0.1	1147
C14	Other Oral	0.1	1274	0.0	7507
C15	Oesophagus	0.8	126	0.5	213
C16	Stomach	0.4	265	0.2	430
C17	Small Intestine	0.0	8356	0.0	36423
C18	Colon	0.2	436	0.1	672
C19-21	Rectum	0.4	271	0.2	504
C22	Liver	0.3	343	0.1	771
C23-24	Gall Bladder	0.2	539	0.1	739
C25	Pancreas	0.1	856	0.1	1580
C30-31	Nose,Sinuses	0.1	1798	0.0	4686
C32	Larynx	0.7	133	0.1	1183
C33-34	Lung	0.9	112	0.3	301
C37-38	Mediastinum,Pleura	0.0	6490	0.0	12147
C40-41	Bone	0.1	932	0.1	1368
C43	Skin Melanoma	0.0	2639	0.0	3895
C44	Skin Others	0.1	679	0.1	1031
C47	Nervous System	0.0	34302	0.0	23745
C48	Retroperitoneum	-	-	0.0	20333
C49	Conn. & Soft Tissue	0.1	739	0.1	1162
C50	Breast	0.2	551	3.0	33
C51-52	Other Female Genital Organs	-	-	0.1	943
C53	Cervix	-	-	1.5	66
C54	Corpus Uteri	-	-	0.3	303
C55	Uterus	-	-	0.0	3052
C56	Ovary	-	-	0.6	156
C57-58	Other Unsp. Female Genital Organs	-	-	0.0	11135
C60	Penis	0.2	613	-	-
C61	Prostate	0.4	254	-	-
C62	Testis	0.1	1693	-	-
C63	Other Male Genital Organs	0.0	49836	-	-
C64-65	Kidney	0.1	969	0.1	1642
C66-68	Urinary Bladder	0.3	330	0.1	1843
C69	Eye	0.0	51329	0.0	13355

C70-72	Brain	0.3	400	0.2	631
C73	Thyroid	0.1	1484	0.1	828
C74-75	Other Endocrine Gland	0.0	7498	0.0	28321
C76	Other ILL Def. Sites	0.0	20185	0.0	78557
C77	Lymph Nodes	0.3	364	0.1	1600
C78	Sec Respiratory & Dig Organs	0.1	837	0.1	1431
C79	Sec. Others	0.0	2041	0.0	2397
C80	Unknown Primary	0.5	189	0.4	245
C81	Hodgkin Lymphoma	0.1	1117	0.0	2780
C82-85	N.H .Lymphoma	0.3	338	0.2	526
C90	Multiple Myeloma	0.1	1112	0.0	2140
C91	Lymphoid Leukemia	0.2	628	0.0	2234
C92	Myeloid Leukemia	0.2	591	0.1	830
C93-95	Other Leukemia	0.1	1522	0.0	2570
<b>Total</b>	<b>All Sites</b>	<b>10.8</b>	<b>9</b>	<b>10.3</b>	<b>10</b>

### Childhood Cancers (00-14 years)

This segment of age group is very important not only because of the age at disease occurrence but for connoting a difference set of etiological factors from those commonly seen in adult cancers. For last two-three decades with the advances in chemotherapy drugs many of the childhood cancers have gain mark ably high potency for cure. More boys are registered compared to girls. Leukemias (38.9%) are most common in childhood cancers followed by CNS Tumours (14.1%).

Table L: Number of childhood cancer and proportions by Sex in Nagpur 2010-14

Site	Boys		Girls		Total	
	N	%	N	%	N	%
Leukemia	89	45.9	27	26.0	116	38.9
Lymphoma	27	13.9	9	8.7	36	12.1
C.N.S. Tumors	27	13.9	15	14.4	42	14.1
Retinoblastomas	1	0.5	2	1.9	3	1
Renal Tumors	10	5.2	5	4.8	15	5
Hepatic Tumors	3	1.5	1	1.0	4	1.3
Bone Tumors	7	3.6	18	17.3	25	8.4
Soft Tissue Sarcomas	6	3.1	3	2.9	9	3
Germ Cell Tumor	2	1.0	0	0.0	2	0.7
Other Carcinomas	22	11.3	24	23.1	46	15.4
<b>All Types</b>	<b>194</b>	<b>100.0</b>	<b>104</b>	<b>100.0</b>	<b>298</b>	<b>100</b>

### Tobacco Related Cancers:

It indicates the impact of the use of tobacco on the occurrence of cancer through overall proportions and specific anatomical sites of cancer. The tobacco related cancers are more in male (49%) compared to females (17.6%). Overall it contributes 33% of total cancer burden. The total proportions of these sites of cancers to all sites in males and females are given in Table M.

Table M: Number of Tobacco Related Cancer cases by sex in Nagpur 2010-14

Site	Male		Female		Total	
	N	%	N	%	N	%
Lip	47	0.8	19	0.3	66	0.6
Tongue	444	7.7	159	2.7	603	5.1
Oral Cavity	872	15.1	325	5.5	1197	10.2
Oropharynx	93	1.6	12	0.2	105	0.9
Hypopharynx	135	2.3	56	0.9	191	1.6
Pharynx	31	0.5	9	0.2	40	0.3
Oesophagus	371	6.4	238	4.0	609	5.2
Larynx	330	5.7	43	0.7	373	3.2
Lung	379	6.6	156	2.6	535	4.6
Urinary Bladder	131	2.3	27	0.5	158	1.3
<b>T.R.C.'s</b>	<b>2833</b>	<b>49.0</b>	<b>1044</b>	<b>17.6</b>	<b>3877</b>	<b>33.1</b>
Other Carcinomas	2943	51.0	4892	82.4	7835	66.9
All Types	5776	100.0	5936	100.0	11712	100.0

### Cancer in Young Adult:

The age group of (15-34) years, the burden of cancer incidence is different. The mouth is leading cancer site followed by leukemia in males. The breast is leading cancer site followed by leukemia in females.

Table N: Number of Young Adult Cancer cases by sex in Nagpur 2010-14

Site	Male		Site	Female	
	N	%		N	%
Mouth	114	17.9	Breast	139	24.5
Leukemia	97	15.3	Leukemia	49	8.6
Tongue	75	11.8	Ovary	47	8.3
Lymphoma	55	8.6	Cervix	42	7.4
Bone Tumors	34	5.3	C.N.S. Tumors	32	5.6
Other Carcinomas	261	41.0	Other Carcinomas	258	45.5
<b>All Types</b>	<b>636</b>	<b>100.0</b>	<b>All Types</b>	<b>567</b>	<b>100.0</b>



### The Most Common Death Sites:

In males, Leukemia and in females breast is the leading cause of cancer death in Nagpur city for the period of 2010-14.

Table N: leading cause of deaths in Nagpur City as per Age Adjusted Death Rate per 100,000 population in Nagpur City 2010-14

Male				Female			
Rank	ICD10	Site	AAR	Rank	ICD10	Site	AAR
1	C91-95	Leukemia	2	1	C50	Breast	2.3
2	C33-34	Lung	1.6	2	C53	Cervix	1.2
3	C03-06	Mouth	1.4	3	C56	Ovary	0.9
4	C15	Oesophagus	1.0	4	C91-95	Leukemia	0.9
5	C01-02	Tongue	0.9	5	C03-06	Mouth	0.6
6	C70-72	Brain	0.7	6	C15	Oesophagus	0.6
7	C16	Stomach	0.7	7	C16	Stomach	0.5
8	C81-85	Lymphoma	0.6	8	C81-85	Lymphoma	0.4
9	C22	Liver	0.6	9	C33-34	Lung	0.4
10	C32	Larynx	0.6	10	C70-72	Brain	0.3
At All Sites			17.1	At All Sites			13.5

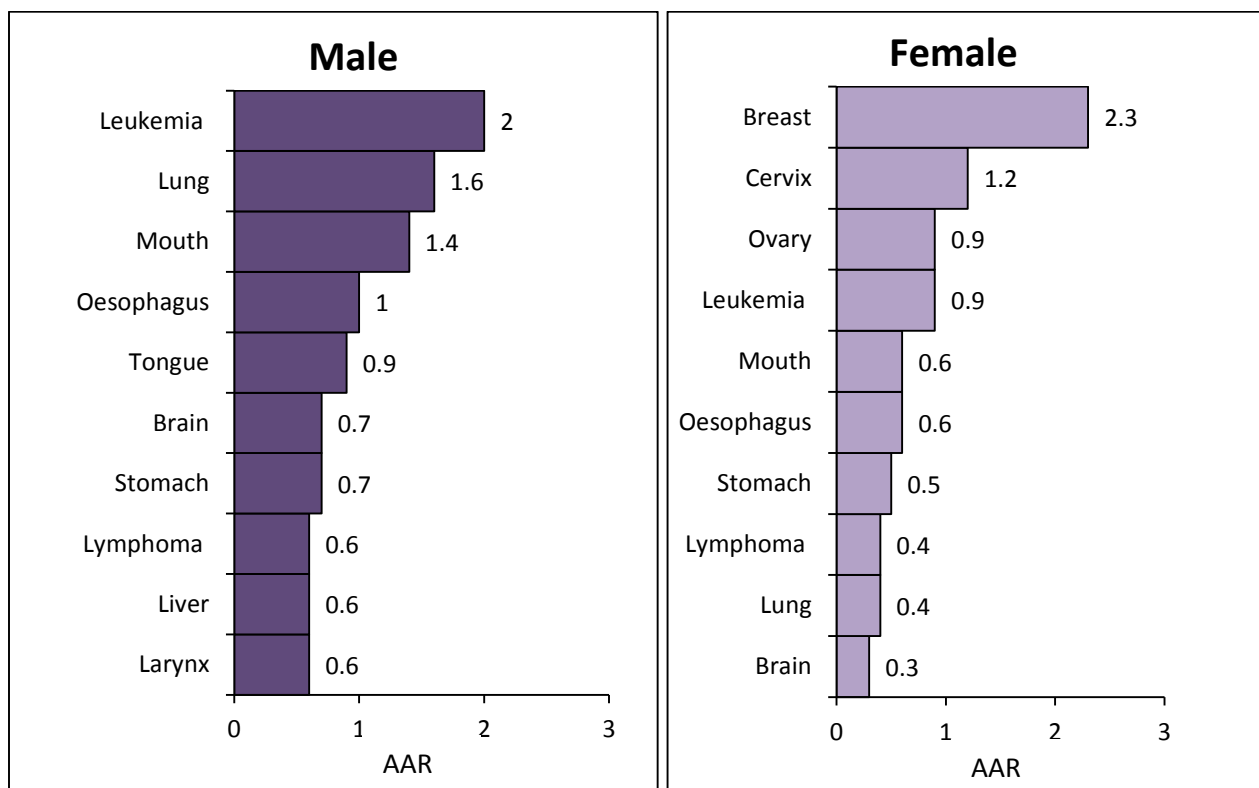


Fig: 12 Leading Cancer Death sites as per Age Adjusted Mortality Rates 100,00 Population in Nagpur City 2010-14

The age-specific mortality rates were found to follow the general patterns of increase with age. The age-specific deaths rates for males were less compared to females except in the age group of 35-49, these can be due to high mortality rates for female genital cancers that occurs in the reproductive age group (Fig.13)

Table P: Average Annual age Specific Mortality Rates per 100,000 Population by sex 2010-14

Age Group	Male	Female
00-04	3.2	1.4
05-09	3.4	1.8
10-14	3.1	1.8
15-19	3.2	1.7
20-24	2.8	1.9
25-29	5.0	2.6
30-34	9.2	6.7
35-39	9.9	11.1
40-44	19.0	22.8
45-49	22.6	28.5
50-54	36.8	33.4
55-59	47.8	29.7
60-64	61.1	49.8
65-69	72.3	51
70-74	78.3	40.9
75+	83.1	57.5
All Ages	16.3	13.6

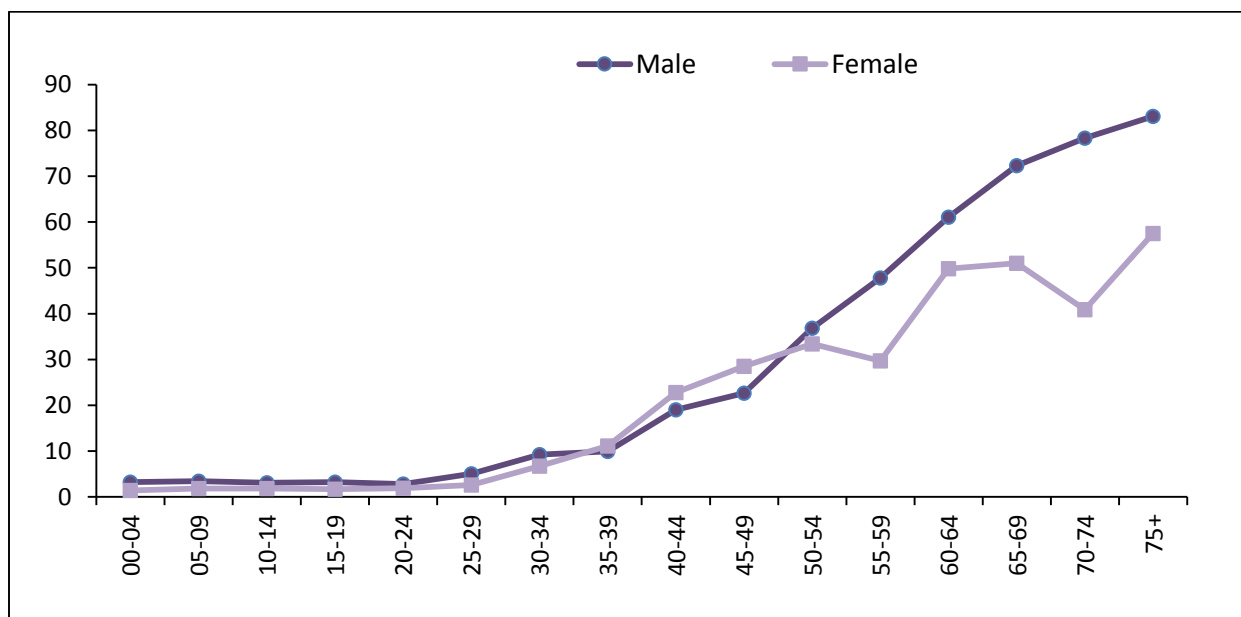


Fig 13: Age Specific Mortality Rates per 100,000 Population in Nagpur City, all cancer sites 2010-14

It is important to determine whether the patterns of age and sex in cancer mortality rates, in fact refers the incidence rates. The relative comparison of the age distribution in the mortality and morbidity analysis and the age distribution of the population by sex and age are given in Table P.

Table P: Relative Morbidity and Mortality Rates of Cancer by Sex 2010-14

Sex	Age	Population	Cancer cases	Indicator Of Relative Freq.	Cancer Death	Indicator Of Relative Freq
Male	00-14	23.3	3.4	14.4	4.6	19.8
	15-34	36.6	11.0	30.1	11.1	30.4
	35-64	34.5	57.8	167.7	57.9	167.9
	65+	5.5	27.8	505.2	26.3	478.6
Female	00-14	22.2	1.8	7.9	2.7	12.2
	15-34	37.2	9.6	25.7	8.7	23.3
	35-64	34.2	66.4	194.0	65.1	190.5
	65+	6.3	22.3	354.6	23.5	372.6
Total	00-14	22.8	2.5	11.2	3.8	16.5
	15-34	36.9	10.3	27.8	10.0	27.2
	35-64	34.3	62.2	181.2	61.1	178.3
	65+	5.9	25.0	424.2	25.1	424.6

Cancer incidence and mortality rates were found to be very low in the younger ages. The association of cancer incidence and mortality with the ageing process, is clearly shown by the fact that the percentage of registered cancer cases and the percentages of the total number of deaths occurring in the person 65 years of age and above.

Table 1: Estimated Resident Population by Age and Sex as on 1<sup>st</sup> July 2012, Nagpur City

Age Group	Male		Female		Total	
	#	%	#	%	#	%
00--04	93780	7.2	86674	6.9	180454	7.1
05--09	100389	7.7	91153	7.3	191542	7.5
10--14	109484	8.4	101353	8.1	210837	8.2
15--19	117127	9.0	107805	8.6	224932	8.8
20--24	127519	9.8	126363	10.1	253882	9.9
25--29	120830	9.3	123134	9.8	243964	9.5
30--34	111244	8.6	110342	8.8	221586	8.7
35--39	105033	8.1	106351	8.5	211384	8.3
40--44	98897	7.6	95432	7.6	194329	7.6
45--49	84103	6.5	78557	6.3	162660	6.4
50--54	68997	5.3	61102	4.9	130099	5.1
55--59	49836	3.8	45811	3.6	95647	3.7
60--64	41586	3.2	42154	3.4	83740	3.3
65--69	28505	2.2	30174	2.4	58679	2.3
70--74	20185	1.6	22495	1.8	42680	1.7
75+	23359	1.8	26804	2.1	50163	2.0
Total	1300874	100.0	1255704	100.0	2556578	100.0

Table 2: Number of Incidence Cases by Source of Registration and Year with Percentage, Male 2010-14

SOURCE	2010		2011		2012		2013		2014		Total	
	#	%	#	%	#	%	#	%	#	%	#	%
CANCER CARE CLINIC	15	1.5	4	0.3	1	0.1	24	2.0	14	1.1	58	1.0
CIIMS NAGPUR	9	0.9	12	1.0	28	2.4	6	0.5	2	0.2	57	1.0
DENTAL MCH NAGPUR	51	5.1	25	2.1	42	3.6	0	0.0	0	0.0	118	2.0
ESIS	24	2.4	0	0.0	0	0.0	0	0.0	0	0.0	24	0.4
KRIMS	0	0.0	0	0.0	0	0.0	1	0.1	0	0.0	1	0.0
LATA MANGESHKAR	47	4.7	62	5.2	60	5.2	57	4.7	39	3.2	265	4.6
MAYO	86	8.6	89	7.5	88	7.6	117	9.7	6	0.5	386	6.7
MCH	415	41.4	430	36.4	427	37.0	470	38.8	540	44.0	2282	39.5
MUMBAI SMALL HOSPITALS	11	1.1	1	0.1	0	0.0	0	0.0	2	0.2	14	0.2
MURE	4	0.4	4	0.3	9	0.8	10	0.8	4	0.3	31	0.5
NAGPUR SMALL HOSPITALS	31	3.1	30	2.5	27	2.3	32	2.6	80	6.5	200	3.5
NSRM	0	0.0	0	0.0	0	0.0	0	0.0	6	0.5	6	0.1
ORANGE CITY	28	2.8	26	2.2	21	1.8	25	2.1	12	1.0	112	1.9
Others	0	0.0	104	8.8	0	0.0	0	0.0	0	0.0	104	1.8
RST	236	23.6	345	29.2	389	33.7	406	33.5	408	33.3	1784	30.9
TMH	30	3.0	30	2.5	40	3.5	47	3.9	51	4.2	198	3.4
NMC	15	1.5	19	1.6	23	2.0	16	1.3	63	5.1	136	2.4
Total	1002	100.0	1181	100.0	1155	100.0	1211	100.0	1227	100.0	5776	100.0

Table 3: Number of Incidence Cases by Source of Registration and Year with Percentage, Female 2010-14

SOURCE	2010		2011		2012		2013		2014		Total	
	#	%	#	%	#	%	#	%	#	%	#	%
CANCER CARE CLINIC	33	3.0	14	1.1	0	0.0	49	4.0	3	0.3	99	1.7
CIIMS NAGPUR	3	0.3	9	0.7	51	4.3	4	0.3	7	0.6	74	1.2
DENTAL MCH NAGPUR	12	1.1	31	2.5	13	1.1	0	0.0	0	0.0	56	0.9
ESIS	52	4.7	0	0.0	0	0.0	0	0.0	0	0.0	52	0.9
KRIMS	0	0.0	0	0.0	1	0.1	1	0.1	0	0.0	2	0.0
LATA MANGESHKAR	55	5.0	66	5.3	61	5.1	60	4.9	37	3.2	279	4.7
MAYO	116	10.5	100	8.1	144	12.1	156	12.6	3	0.3	519	8.7
MCH	443	40.1	494	39.9	377	31.8	451	36.5	394	33.6	2159	36.4
MUMBAI SMALL HOSPITALS	7	0.6	1	0.1	0	0.0	0	0.0	3	0.3	11	0.2
MURE	3	0.3	6	0.5	13	1.1	12	1.0	15	1.3	49	0.8
NAGPUR SMALL HOSPITALS	40	3.6	19	1.5	19	1.6	19	1.5	144	12.3	241	4.1
NSRM	0	0.0	0	0.0	0	0.0	0	0.0	2	0.2	2	0.0
ORANGE CITY	15	1.4	40	3.2	21	1.8	18	1.5	3	0.3	97	1.6
Others	0	0.0	107	8.6	0	0.0	0	0.0	0	0.0	107	1.8
RST	284	25.7	310	25.1	428	36.1	427	34.6	476	40.6	1925	32.4
TMH	22	2.0	21	1.7	34	2.9	25	2.0	36	3.1	138	2.3
NMC	21	1.9	19	1.5	24	2.0	13	1.1	49	4.2	126	2.1
Total	1106	100.0	1237	100.0	1186	100.0	1235	100.0	1172	100.0	5936	100.0

Table 4: Number of Incidence Cases of Cancer by Age and Site (ICD10) for both sexes, Nagpur 2010-14

ICD 10	SITE	0	5	10	15	20	25	30	35	40	45	50	55	60	65	70	75	Total	%
C00	Lip	0	0	0	0	2	0	4	3	9	3	8	6	9	9	9	4	66	0.6
C01-02	Tongue	1	1	0	0	4	17	63	63	86	69	83	52	74	34	23	33	603	5.1
C03-06	Mouth	2	3	3	4	12	34	82	106	169	148	146	129	110	115	71	63	1197	10.2
C07-08	Salivary Gland	0	1	0	2	1	4	4	6	2	7	3	2	10	6	2	3	53	0.5
C09-10	Oropharynx	0	0	0	0	0	0	1	3	9	9	10	20	17	16	10	10	105	0.9
C11	Nasopharynx	0	0	0	2	2	1	0	1	1	1	6	4	1	2	1	0	22	0.2
C12-13	Hypopharynx	1	0	0	0	0	1	7	6	14	17	29	19	32	29	18	18	191	1.6
C14	Other Oral	0	0	0	0	1	0	1	0	0	3	3	9	6	7	5	5	40	0.3
C15	Oesophagus	1	0	1	2	2	1	10	20	32	57	80	71	87	86	75	84	609	5.2
C16	Stomach	0	0	0	1	1	1	10	9	33	30	56	29	47	39	27	15	298	2.5
C17	Small Intestine	0	0	0	0	1	0	1	0	2	1	1	0	2	1	0	0	9	0.1
C18	Colon	0	0	0	1	3	1	10	12	18	27	18	31	29	19	16	23	208	1.8
C19-21	Rectum	0	0	0	4	8	9	12	14	26	26	30	27	35	36	33	25	285	2.4
C22	Liver	2	2	0	2	1	2	9	4	12	19	28	23	30	26	24	21	205	1.8
C23-24	Gall Bladder	0	0	0	1	0	4	6	5	14	21	18	18	28	17	16	27	175	1.5
C25	Pancreas	1	0	0	1	0	1	5	6	11	13	10	9	7	15	8	9	96	0.8
C30-31	Nose,Sinuses	0	0	0	2	1	1	0	6	8	5	8	4	4	4	2	5	50	0.4
C32	Larynx	0	1	0	0	1	3	4	7	18	37	48	46	63	69	41	35	373	3.2
C33-34	Lung	0	0	0	0	2	9	11	11	19	46	63	66	92	80	82	54	535	4.6
C37-38	Mediastinum,Pleura	0	0	0	0	0	0	1	1	1	3	1	0	1	1	2	3	14	0.1
C40-41	Bone	4	9	12	27	11	9	5	6	8	10	8	3	10	8	3	7	140	1.2
C43	Skin Melanoma	0	0	0	1	0	0	2	1	1	1	1	0	6	8	3	1	25	0.2
C44	Skin Others	1	0	1	1	4	5	4	11	13	20	15	10	18	8	14	13	138	1.2
C47	Nervous System	0	0	0	0	1	0	0	2	2	0	0	0	1	0	0	0	6	0.1
C48	Retroperitoneum	0	0	0	0	0	0	0	0	0	2	0	0	1	0	0	0	3	0.0
C49	Conn. & Soft Tissue	1	4	4	12	9	10	12	13	8	12	14	11	14	13	4	10	151	1.3
C50	Breast	0	0	1	7	18	31	89	179	282	311	272	186	216	134	86	100	1912	16.3
C51-52	Other Female Genital Organs	0	0	0	0	1	2	1	1	4	5	5	7	8	4	8	3	49	0.4
C53	Cervix	0	0	1	1	1	7	33	57	97	122	94	105	129	87	40	50	824	7.0
C54	Corpus Uteri	0	0	0	0	2	0	5	5	15	19	25	23	28	22	11	9	164	1.4
C55	Uterus	0	0	0	0	0	0	1	3	6	4	2	1	0	1	2	2	22	0.2
C56	Ovary	0	0	3	11	8	11	17	29	45	45	50	34	40	43	16	17	369	3.2
C57-58	Other Unsp. Female Genital Organs	1	2	0	0	1	1	1	1	0	0	0	1	0	0	0	0	8	0.1
C60	Penis	0	0	0	0	2	3	4	4	10	12	10	9	11	11	6	6	88	0.8
C61	Prostate	0	0	0	0	0	0	0	0	0	3	6	10	26	33	37	39	154	1.3
C62	Testis	1	0	1	1	8	12	9	4	3	4	1	4	1	1	1	6	57	0.5
C63	Other Male Genital Organs	0	0	0	0	0	0	0	0	0	0	0	1	0	0	0	0	1	0.0
C64-65	Kidney	12	3	0	1	4	2	1	2	3	10	13	12	12	7	6	11	99	0.8
C66-68	Urinary Bladder	0	1	0	0	1	2	1	4	7	10	14	23	22	28	23	22	158	1.3
C69	Eye	1	2	0	0	1	0	0	1	0	0	0	0	0	0	1	0	6	0.1
C70-72	Brain	13	13	16	15	13	17	19	30	27	40	27	18	12	16	9	10	295	2.5
C73	Thyroid	0	0	1	3	10	6	9	9	16	18	7	11	8	16	2	7	123	1.1
C74-75	Other Endocrine Gland	0	1	1	0	0	1	3	0	0	0	0	1	1	2	0	0	10	0.1
C76	Oth ILL Def. Sites	0	0	0	0	0	0	0	0	0	1	0	0	0	0	1	1	3	0.0
C77	Lymph Nodes	1	1	1	0	1	1	3	9	11	12	26	18	25	25	15	18	167	1.4
C78	Sec Resp & Dig Organs	0	1	0	2	2	0	3	4	13	7	11	13	9	10	12	14	101	0.9
C79	Sec. Others	0	1	2	0	2	0	1	0	5	4	4	7	3	7	5	3	44	0.4
C80	Unknown Primary	5	1	3	6	10	20	24	35	45	62	70	62	61	58	30	39	531	4.5
C81	Hodgkin Lymphoma	1	6	7	5	8	7	3	4	8	8	13	2	7	6	2	8	95	0.8
C82-85	N.H .Lymphoma	5	9	8	18	12	9	15	13	20	24	29	22	25	24	26	25	284	2.4
C90	Multiple Myeloma	0	0	0	0	0	0	1	3	1	6	4	18	12	8	5	9	67	0.6
C91	Lymphoid Leukemia	25	24	27	14	14	10	12	5	5	9	7	3	8	1	5	5	174	1.5
C92	Myeloid Leukemia	6	5	5	10	12	21	22	24	22	23	19	13	14	8	6	6	216	1.8
C93-95	Other Leukemia	6	10	8	11	7	5	8	7	9	0	4	4	6	0	2	7	94	0.8
	Total	91	101	106	168	205	281	549	749	1170	1346	1400	1197	1418	1200	846	885	11712	100.0

Table 5: Number of Incidence Cases of Cancer by Age and Site (ICD10) for Male, Nagpur 2010-14

ICD10	SITE	0	5	10	15	20	25	30	35	40	45	50	55	60	65	70	75	Total	%
C00	Lip	0	0	0	0	1	0	4	1	6	2	6	5	7	7	7	1	47	0.8
C01-02	Tongue	1	1	0	0	3	14	58	61	65	46	50	33	48	26	17	21	444	7.7
C03-06	Mouth	2	1	2	1	7	30	76	89	135	111	109	100	76	65	37	31	872	15.1
C07-08	Salivary Gland	0	0	0	1	0	3	1	5	0	2	2	1	9	3	2	2	31	0.5
C09-10	Oropharynx	0	0	0	0	0	0	0	2	8	7	9	20	15	14	9	9	93	1.6
C11	Nasopharynx	0	0	0	1	1	1	0	0	0	0	5	1	1	1	1	0	12	0.2
C12-13	Hypopharynx	1	0	0	0	0	0	2	4	6	6	20	16	27	27	14	12	135	2.3
C14	Other Oral	0	0	0	0	1	0	0	0	0	2	1	8	5	6	5	3	31	0.5
C15	Oesophagus	0	0	1	0	1	1	5	7	12	30	59	46	54	51	50	54	371	6.4
C16	Stomach	0	0	0	0	0	0	4	8	19	13	40	20	26	22	19	11	182	3.2
C17	Small Intestine	0	0	0	0	0	0	0	0	1	1	1	0	2	1	0	0	6	0.1
C18	Colon	0	0	0	1	2	0	8	6	9	13	13	20	19	10	10	17	128	2.2
C19-21	Rectum	0	0	0	3	6	5	9	8	18	16	17	18	20	26	21	14	181	3.1
C22	Liver	2	1	0	1	0	0	4	1	9	11	22	18	18	20	16	14	137	2.4
C23-24	Gall Bladder	0	0	0	1	0	2	3	1	4	14	11	9	19	7	11	14	96	1.7
C25	Pancreas	0	0	0	0	0	1	2	6	7	9	8	7	3	8	6	6	63	1.1
C30-31	Nose, Sinuses	0	0	0	1	1	1	0	5	3	3	7	2	3	3	2	1	32	0.6
C32	Larynx	0	1	0	0	1	1	4	5	14	31	44	41	58	61	38	31	330	5.7
C33-34	Lung	0	0	0	0	0	4	7	7	8	30	43	51	69	59	60	41	379	6.6
C37-38	Mediastinum, Pleura	0	0	0	0	0	0	1	1	1	1	1	0	0	0	2	3	10	0.2
C40-41	Bone	1	3	3	18	7	6	3	2	6	9	5	2	4	5	3	3	80	1.4
C43	Skin Melanoma	0	0	0	1	0	0	2	0	0	1	1	0	3	3	3	1	15	0.3
C44	Skin Others	1	0	1	0	2	4	2	5	6	11	7	6	10	4	11	8	78	1.4
C47	Nervous System	0	0	0	0	0	0	0	2	1	0	0	0	0	0	0	0	3	0.1
C49	Conn. & Soft Tissue	0	4	2	7	4	6	4	6	3	10	10	8	8	9	2	8	91	1.6
C50	Breast	0	0	0	0	3	0	3	3	7	4	22	12	15	10	7	5	91	1.6
C60	Penis	0	0	0	0	2	3	4	4	10	12	10	9	11	11	6	6	88	1.5
C61	Prostate	0	0	0	0	0	0	0	0	0	3	6	10	26	33	37	39	154	2.7
C62	Testis	1	0	1	1	8	12	9	4	3	4	1	4	1	1	1	6	57	1.0
C63	Other Male Genital Organs	0	0	0	0	0	0	0	0	0	0	0	1	0	0	0	0	1	0.0
C64-65	Kidney	9	1	0	0	3	0	0	2	2	6	11	10	8	4	2	7	65	1.1
C66-68	Urinary Bladder	0	1	0	0	1	1	1	3	7	8	12	18	20	24	19	16	131	2.3
C69	Eye	0	1	0	0	0	0	0	1	0	0	0	0	0	0	0	0	2	0.0
C70-72	Brain	8	8	11	7	6	8	11	19	16	25	12	14	8	8	8	7	176	3.0
C73	Thyroid	0	0	0	0	1	1	2	4	5	3	4	8	3	5	1	1	38	0.7
C74-75	Other Endocrine Gland	0	1	1	0	0	0	0	0	0	0	0	1	1	2	0	0	6	0.1
C76	Oth ILL Def. Sites	0	0	0	0	0	0	0	0	0	0	0	0	0	0	1	0	1	0.0
C77	Lymph Nodes	0	1	1	0	0	1	1	7	9	7	20	16	19	23	12	14	131	2.3
C78	Sec Resp & Dig Organs	0	0	0	0	2	0	1	1	7	5	5	11	6	7	7	8	60	1.0
C79	Sec. Others	0	1	0	0	1	0	1	0	2	3	2	5	1	3	3	3	25	0.4
C80	Unknown Primary	2	0	2	2	4	15	18	21	18	33	42	38	38	29	17	20	299	5.2
C81	Hodgkin Lymphoma	1	4	6	5	4	7	1	2	4	5	9	2	5	4	2	5	66	1.1
C82-85	N.H. Lymphoma	2	7	7	10	10	7	11	7	9	11	19	16	13	14	16	15	174	3.0
C90	Multiple Myeloma	0	0	0	0	0	0	0	2	1	4	3	10	5	6	5	8	44	0.8
C91	Lymphoid Leukemia	18	21	24	8	12	9	9	3	2	4	6	1	7	1	5	5	135	2.3
C92	Myeloid Leukemia	2	4	3	5	9	15	12	9	11	9	15	11	8	5	3	4	125	2.2
C93-95	Other Leukemia	3	9	5	7	4	4	3	6	5	0	2	4	3	0	1	4	60	1.0
Total		54	70	70	81	107	162	286	330	459	525	692	633	702	628	499	478	5776	100.0

Table 6: Number of Incidence Cases of Cancer by Age and Site (ICD10) for Female, Nagpur 2010-14

ICD10	SITE	0	5	10	15	20	25	30	35	40	45	50	55	60	65	70	75	Total	%
C00	Lip	0	0	0	0	1	0	0	2	3	1	2	1	2	2	2	3	19	0.3
C01-02	Tongue	0	0	0	0	1	3	5	2	21	23	33	19	26	8	6	12	159	2.7
C03-06	Mouth	0	2	1	3	5	4	6	17	34	37	37	29	34	50	34	32	325	5.5
C07-08	Salivary Gland	0	1	0	1	1	1	3	1	2	5	1	1	1	3	0	1	22	0.4
C09-10	Oropharynx	0	0	0	0	0	0	1	1	1	2	1	0	2	2	1	1	12	0.2
C11	Nasopharynx	0	0	0	1	1	0	0	1	1	1	1	3	0	1	0	0	10	0.2
C12-13	Hypopharynx	0	0	0	0	0	1	5	2	8	11	9	3	5	2	4	6	56	0.9
C14	Other Oral	0	0	0	0	0	0	1	0	0	1	2	1	1	1	0	2	9	0.2
C15	Oesophagus	1	0	0	2	1	0	5	13	20	27	21	25	33	35	25	30	238	4.0
C16	Stomach	0	0	0	1	1	1	6	1	14	17	16	9	21	17	8	4	116	2.0
C17	Small Intestine	0	0	0	0	1	0	1	0	1	0	0	0	0	0	0	0	3	0.1
C18	Colon	0	0	0	0	1	1	2	6	9	14	5	11	10	9	6	6	80	1.3
C19-21	Rectum	0	0	0	1	2	4	3	6	8	10	13	9	15	10	12	11	104	1.8
C22	Liver	0	1	0	1	1	2	5	3	3	8	6	5	12	6	8	7	68	1.1
C23-24	Gall Bladder	0	0	0	0	0	2	3	4	10	7	7	9	9	10	5	13	79	1.3
C25	Pancreas	1	0	0	1	0	0	3	0	4	4	2	2	4	7	2	3	33	0.6
C30-31	Nose,Sinuses	0	0	0	1	0	0	0	1	5	2	1	2	1	1	0	4	18	0.3
C32	Larynx	0	0	0	0	0	2	0	2	4	6	4	5	5	8	3	4	43	0.7
C33-34	Lung	0	0	0	0	2	5	4	4	11	16	20	15	23	21	22	13	156	2.6
C37-38	Mediastinum,Pleura	0	0	0	0	0	0	0	0	0	2	0	0	1	1	0	0	4	0.1
C40-41	Bone	3	6	9	9	4	3	2	4	2	1	3	1	6	3	0	4	60	1.0
C43	Skin Melanoma	0	0	0	0	0	0	0	1	1	0	0	0	3	5	0	0	10	0.2
C44	Skin Others	0	0	0	1	2	1	2	6	7	9	8	4	8	4	3	5	60	1.0
C47	Nervous System	0	0	0	0	1	0	0	0	1	0	0	0	1	0	0	0	3	0.1
C48	Retroperitoneum	0	0	0	0	0	0	0	0	0	2	0	0	1	0	0	0	3	0.1
C49	Conn. & Soft Tissue	1	0	2	5	5	4	8	7	5	2	4	3	6	4	2	2	60	1.0
C50	Breast	0	0	1	7	15	31	86	176	275	307	250	174	201	124	79	95	1821	30.7
C51-52	Other Female Genital Organs	0	0	0	0	1	2	1	1	4	5	5	7	8	4	8	3	49	0.8
C53	Cervix	0	0	1	1	1	7	33	57	97	122	94	105	129	87	40	50	824	13.9
C54	Corpus Uteri	0	0	0	0	2	0	5	5	15	19	25	23	28	22	11	9	164	2.8
C55	Uterus	0	0	0	0	0	0	1	3	6	4	2	1	0	1	2	2	22	0.4
C56	Ovary	0	0	3	11	8	11	17	29	45	45	50	34	40	43	16	17	369	6.2
C57-58	Other Unsp. Female Genital Organs	1	2	0	0	1	1	1	1	0	0	0	1	0	0	0	0	8	0.1
C64-65	Kidney	3	2	0	1	1	2	1	0	1	4	2	2	4	3	4	4	34	0.6
C66-68	Urinary Bladder	0	0	0	0	0	1	0	1	0	2	2	5	2	4	4	6	27	0.5
C69	Eye	1	1	0	0	1	0	0	0	0	0	0	0	0	0	1	0	4	0.1
C70-72	Brain	5	5	5	8	7	9	8	11	11	15	15	4	4	8	1	3	119	2.0
C73	Thyroid	0	0	1	3	9	5	7	5	11	15	3	3	5	11	1	6	85	1.4
C74-75	Other Endocrine Gland	0	0	0	0	0	1	3	0	0	0	0	0	0	0	0	0	4	0.1
C76	Oth ILL Def. Sites	0	0	0	0	0	0	0	0	0	1	0	0	0	0	0	1	2	0.0
C77	Lymph Nodes	1	0	0	0	1	0	2	2	2	5	6	2	6	2	3	4	36	0.6
C78	Sec Resp & Dig Organs	0	1	0	2	0	0	2	3	6	2	6	2	3	3	5	6	41	0.7
C79	Sec. Others	0	0	2	0	1	0	0	0	3	1	2	2	2	4	2	0	19	0.3
C80	Unknown Primary	3	1	1	4	6	5	6	14	27	29	28	24	23	29	13	19	232	3.9
C81	Hodgkin Lymphoma	0	2	1	0	4	0	2	2	4	3	4	0	2	2	0	3	29	0.5
C82-85	N.H .Lymphoma	3	2	1	8	2	2	4	6	11	13	10	6	12	10	10	10	110	1.9
C90	Multiple Myeloma	0	0	0	0	0	0	1	1	0	2	1	8	7	2	0	1	23	0.4
C91	Lymphoid Leukemia	7	3	3	6	2	1	3	2	3	5	1	2	1	0	0	0	39	0.7
C92	Myeloid Leukemia	4	1	2	5	3	6	10	15	11	14	4	2	6	3	3	2	91	1.5
C93-95	Other Leukemia	3	1	3	4	3	1	5	1	4	0	2	0	3	0	1	3	34	0.6
Total		37	31	36	87	98	119	263	419	711	821	708	564	716	572	347	407	5936	100.0



Table 7: Average Annual Age-Specific, World Age Adjusted, Truncated (35-64) Incidence Rates of Cancer Cases Per 100,000 Persons, Nagpur 2010-14, Male.

ICD10	SITE	0	5	10	15	20	25	30	35	40	45	50	55	60	65	70	75	CR	AAR	TR
C00	Lip	0.0	0.0	0.0	0.0	0.2	0.0	0.7	0.2	1.2	0.5	1.7	2.0	3.4	4.9	6.9	0.9	0.7	0.8	1.3
C01-02	Tongue	0.2	0.2	0.0	0.0	0.5	2.3	10.4	11.6	13.1	10.9	14.5	13.2	23.1	18.2	16.8	18.0	6.8	6.5	13.9
C03-06	Mouth	0.4	0.2	0.4	0.2	1.1	5.0	13.7	16.9	27.3	26.4	31.6	40.1	36.6	45.6	36.7	26.5	13.4	12.9	28.7
C07-08	Salivary Gland	0.0	0.0	0.0	0.2	0.0	0.5	0.2	1.0	0.0	0.5	0.6	0.4	4.3	2.1	2.0	1.7	0.5	0.5	1.0
C09-10	Oropharynx	0.0	0.0	0.0	0.0	0.0	0.0	0.0	0.4	1.6	1.7	2.6	8.0	7.2	9.8	8.9	7.7	1.4	1.6	3.1
C11	Nasopharynx	0.0	0.0	0.0	0.2	0.2	0.2	0.0	0.0	0.0	0.0	1.4	0.4	0.5	0.7	1.0	0.0	0.2	0.2	0.3
C12-13	Hypopharynx	0.2	0.0	0.0	0.0	0.0	0.0	0.4	0.8	1.2	1.4	5.8	6.4	13.0	18.9	13.9	10.3	2.1	2.4	4.1
C14	Other Oral	0.0	0.0	0.0	0.0	0.2	0.0	0.0	0.0	0.0	0.5	0.3	3.2	2.4	4.2	5.0	2.6	0.5	0.6	0.9
C15	Oesophagus	0.0	0.0	0.2	0.0	0.2	0.2	0.9	1.3	2.4	7.1	17.1	18.5	26.0	35.8	49.5	46.2	5.7	6.4	10.6
C16	Stomach	0.0	0.0	0.0	0.0	0.0	0.0	0.7	1.5	3.8	3.1	11.6	8.0	12.5	15.4	18.8	9.4	2.8	3.0	6.2
C17	Small Intestine	0.0	0.0	0.0	0.0	0.0	0.0	0.0	0.0	0.2	0.2	0.3	0.0	1.0	0.7	0.0	0.0	0.1	0.1	0.3
C18	Colon	0.0	0.0	0.0	0.2	0.3	0.0	1.4	1.1	1.8	3.1	3.8	8.0	9.1	7.0	9.9	14.6	2.0	2.1	4.0
C19-21	Rectum	0.0	0.0	0.0	0.5	0.9	0.8	1.6	1.5	3.6	3.8	4.9	7.2	9.6	18.2	20.8	12.0	2.8	2.9	4.7
C22	Liver	0.4	0.2	0.0	0.2	0.0	0.0	0.7	0.2	1.8	2.6	6.4	7.2	8.7	14.0	15.9	12.0	2.1	2.3	4.0
C23-24	Gall Bladder	0.0	0.0	0.0	0.2	0.0	0.3	0.5	0.2	0.8	3.3	3.2	3.6	9.1	4.9	10.9	12.0	1.5	1.6	3.0
C25	Pancreas	0.0	0.0	0.0	0.0	0.0	0.2	0.4	1.1	1.4	2.1	2.3	2.8	1.4	5.6	5.9	5.1	1.0	1.0	1.8
C30-31	Nose,Sinuses	0.0	0.0	0.0	0.2	0.2	0.2	0.0	1.0	0.6	0.7	2.0	0.8	1.4	2.1	2.0	0.9	0.5	0.5	1.1
C32	Larynx	0.0	0.2	0.0	0.0	0.2	0.2	0.7	1.0	2.8	7.4	12.8	16.5	27.9	42.8	37.7	26.5	5.1	5.7	9.9
C33-34	Lung	0.0	0.0	0.0	0.0	0.0	0.7	1.3	1.3	1.6	7.1	12.5	20.5	33.2	41.4	59.5	35.1	5.8	6.6	10.9
C37-38	Mediastinum,Pleura	0.0	0.0	0.0	0.0	0.0	0.0	0.2	0.2	0.2	0.2	0.3	0.0	0.0	0.0	2.0	2.6	0.2	0.2	0.2
C40-41	Bone	0.2	0.6	0.5	3.1	1.1	1.0	0.5	0.4	1.2	2.1	1.4	0.8	1.9	3.5	3.0	2.6	1.2	1.2	1.3
C43	Skin Melanoma	0.0	0.0	0.0	0.2	0.0	0.0	0.4	0.0	0.0	0.2	0.3	0.0	1.4	2.1	3.0	0.9	0.2	0.3	0.3
C44	Skin Others	0.2	0.0	0.2	0.0	0.3	0.7	0.4	1.0	1.2	2.6	2.0	2.4	4.8	2.8	10.9	6.8	1.2	1.3	2.2
C47	Nervous System	0.0	0.0	0.0	0.0	0.0	0.0	0.0	0.4	0.2	0.0	0.0	0.0	0.0	0.0	0.0	0.0	0.0	0.0	0.1
C49	Conn. & Soft Tissue	0.0	0.8	0.4	1.2	0.6	1.0	0.7	1.1	0.6	2.4	2.9	3.2	3.8	6.3	2.0	6.8	1.4	1.4	2.2
C50	Breast	0.0	0.0	0.0	0.0	0.5	0.0	0.5	0.6	1.4	1.0	6.4	4.8	7.2	7.0	6.9	4.3	1.4	1.5	3.1
C60	Penis	0.0	0.0	0.0	0.0	0.3	0.5	0.7	0.8	2.0	2.9	2.9	3.6	5.3	7.7	5.9	5.1	1.4	1.4	2.7
C61	Prostate	0.0	0.0	0.0	0.0	0.0	0.0	0.0	0.0	0.0	0.7	1.7	4.0	12.5	23.2	36.7	33.4	2.4	2.9	2.5
C62	Testis	0.2	0.0	0.2	0.2	1.3	2.0	1.6	0.8	0.6	1.0	0.3	1.6	0.5	0.7	1.0	5.1	0.9	0.8	0.8
C63	Other Male Genital Organs	0.0	0.0	0.0	0.0	0.0	0.0	0.0	0.0	0.0	0.0	0.0	0.4	0.0	0.0	0.0	0.0	0.0	0.0	0.1
C64-65	Kidney	1.9	0.2	0.0	0.0	0.5	0.0	0.0	0.4	0.4	1.4	3.2	4.0	3.8	2.8	2.0	6.0	1.0	1.1	2.0
C66-68	Urinary Bladder	0.0	0.2	0.0	0.0	0.2	0.2	0.2	0.6	1.4	1.9	3.5	7.2	9.6	16.8	18.8	13.7	2.0	2.3	3.5
C69	Eye	0.0	0.2	0.0	0.0	0.0	0.0	0.0	0.2	0.0	0.0	0.0	0.0	0.0	0.0	0.0	0.0	0.0	0.0	0.0
C70-72	Brain	1.7	1.6	2.0	1.2	0.9	1.3	2.0	3.6	3.2	5.9	3.5	5.6	3.8	5.6	7.9	6.0	2.7	2.7	4.3
C73	Thyroid	0.0	0.0	0.0	0.0	0.2	0.2	0.4	0.8	1.0	0.7	1.2	3.2	1.4	3.5	1.0	0.9	0.6	0.6	1.3
C74-75	Other Endocrine Gland	0.0	0.2	0.2	0.0	0.0	0.0	0.0	0.0	0.0	0.0	0.0	0.4	0.5	1.4	0.0	0.0	0.1	0.1	0.1
C76	Oth ILL Def. Sites	0.0	0.0	0.0	0.0	0.0	0.0	0.0	0.0	0.0	0.0	0.0	0.0	0.0	0.0	1.0	0.0	0.0	0.0	0.0
C77	Lymph Nodes	0.0	0.2	0.2	0.0	0.0	0.2	0.2	1.3	1.8	1.7	5.8	6.4	9.1	16.1	11.9	12.0	2.0	2.2	3.9
C78	Sec Resp & Dig Organs	0.0	0.0	0.0	0.0	0.3	0.0	0.2	0.2	1.4	1.2	1.4	4.4	2.9	4.9	6.9	6.8	0.9	1.0	1.7
C79	Sec. Others	0.0	0.2	0.0	0.0	0.2	0.0	0.2	0.0	0.4	0.7	0.6	2.0	0.5	2.1	3.0	2.6	0.4	0.4	0.6
C80	Unknown Primary	0.4	0.0	0.4	0.3	0.6	2.5	3.2	4.0	3.6	7.8	12.2	15.3	18.3	20.3	16.8	17.1	4.6	4.7	9.3
C81	Hodgkin Lymphoma	0.2	0.8	1.1	0.9	0.6	1.2	0.2	0.4	0.8	1.2	2.6	0.8	2.4	2.8	2.0	4.3	1.0	1.0	1.3
C82-85	N.H .Lymphoma	0.4	1.4	1.3	1.7	1.6	1.2	2.0	1.3	1.8	2.6	5.5	6.4	6.3	9.8	15.9	12.8	2.7	2.8	3.6
C90	Multiple Myeloma	0.0	0.0	0.0	0.0	0.0	0.0	0.0	0.4	0.2	1.0	0.9	4.0	2.4	4.2	5.0	6.8	0.7	0.8	1.3
C91	Lymphoid Leukemia	3.8	4.2	4.4	1.4	1.9	1.5	1.6	0.6	0.4	1.0	1.7	0.4	3.4	0.7	5.0	4.3	2.1	2.3	1.1
C92	Myeloid Leukemia	0.4	0.8	0.5	0.9	1.4	2.5	2.2	1.7	2.2	2.1	4.3	4.4	3.8	3.5	3.0	3.4	1.9	1.8	2.9
C93-95	Other Leukemia	0.6	1.8	0.9	1.2	0.6	0.7	0.5	1.1	1.0	0.0	0.6	1.6	1.4	0.0	1.0	3.4	0.9	0.9	0.9
Total		11.5	13.9	12.8	13.8	16.8	26.8	51.4	62.8	92.8	124.8	200.6	254.0	337.6	440.6	494.4	409.3	88.8	93.6	163.0

Table 8: Average Annual Age-Specific, World Age Adjusted, Truncated (35-64) Incidence Rates of Cancer Cases Per 100,000 Persons, Nagpur 2010-14, Female.

ICD10	SITE	0	5	10	15	20	25	30	35	40	45	50	55	60	65	70	75	CR	AAR	TR
C00	Lip	0.0	0.0	0.0	0.0	0.2	0.0	0.0	0.4	0.6	0.3	0.7	0.4	0.9	1.3	1.8	2.2	0.3	0.3	0.5
C01-02	Tongue	0.0	0.0	0.0	0.0	0.2	0.5	0.9	0.4	4.4	5.9	10.8	8.3	12.3	5.3	5.3	9.0	2.5	2.6	6.5
C03-06	Mouth	0.0	0.4	0.2	0.6	0.8	0.6	1.1	3.2	7.1	9.4	12.1	12.7	16.1	33.1	30.2	23.9	5.2	5.3	9.5
C07-08	Salivary Gland	0.0	0.2	0.0	0.2	0.2	0.2	0.5	0.2	0.4	1.3	0.3	0.4	0.5	2.0	0.0	0.7	0.4	0.3	0.5
C09-10	Oropharynx	0.0	0.0	0.0	0.0	0.0	0.0	0.2	0.2	0.2	0.5	0.3	0.0	0.9	1.3	0.9	0.7	0.2	0.2	0.4
C11	Nasopharynx	0.0	0.0	0.0	0.2	0.2	0.0	0.0	0.2	0.2	0.3	0.3	1.3	0.0	0.7	0.0	0.0	0.2	0.2	0.3
C12-13	Hypopharynx	0.0	0.0	0.0	0.0	0.0	0.2	0.9	0.4	1.7	2.8	2.9	1.3	2.4	1.3	3.6	4.5	0.9	0.9	1.9
C14	Other Oral	0.0	0.0	0.0	0.0	0.0	0.0	0.2	0.0	0.0	0.3	0.7	0.4	0.5	0.7	0.0	1.5	0.1	0.1	0.3
C15	Oesophagus	0.2	0.0	0.0	0.4	0.2	0.0	0.9	2.4	4.2	6.9	6.9	10.9	15.7	23.2	22.2	22.4	3.8	3.9	7.2
C16	Stomach	0.0	0.0	0.0	0.2	0.2	0.2	1.1	0.2	2.9	4.3	5.2	3.9	10.0	11.3	7.1	3.0	1.8	1.9	4.1
C17	Small Intestine	0.0	0.0	0.0	0.0	0.2	0.0	0.2	0.0	0.2	0.0	0.0	0.0	0.0	0.0	0.0	0.0	0.0	0.0	0.0
C18	Colon	0.0	0.0	0.0	0.0	0.2	0.2	0.4	1.1	1.9	3.6	1.6	4.8	4.7	6.0	5.3	4.5	1.3	1.3	2.8
C19-21	Rectum	0.0	0.0	0.0	0.2	0.3	0.6	0.5	1.1	1.7	2.5	4.3	3.9	7.1	6.6	10.7	8.2	1.7	1.7	3.1
C22	Liver	0.0	0.2	0.0	0.2	0.2	0.3	0.9	0.6	0.6	2.0	2.0	2.2	5.7	4.0	7.1	5.2	1.1	1.1	2.0
C23-24	Gall Bladder	0.0	0.0	0.0	0.0	0.0	0.3	0.5	0.8	2.1	1.8	2.3	3.9	4.3	6.6	4.4	9.7	1.3	1.3	2.3
C25	Pancreas	0.2	0.0	0.0	0.2	0.0	0.0	0.5	0.0	0.8	1.0	0.7	0.9	1.9	4.6	1.8	2.2	0.5	0.6	0.8
C30-31	Nose, Sinuses	0.0	0.0	0.0	0.2	0.0	0.0	0.0	0.2	1.0	0.5	0.3	0.9	0.5	0.7	0.0	3.0	0.3	0.3	0.6
C32	Larynx	0.0	0.0	0.0	0.0	0.0	0.3	0.0	0.4	0.8	1.5	1.3	2.2	2.4	5.3	2.7	3.0	0.7	0.7	1.3
C33-34	Lung	0.0	0.0	0.0	0.0	0.3	0.8	0.7	0.8	2.3	4.1	6.5	6.5	10.9	13.9	19.6	9.7	2.5	2.6	4.7
C37-38	Mediastinum, Pleura	0.0	0.0	0.0	0.0	0.0	0.0	0.0	0.0	0.5	0.0	0.0	0.5	0.7	0.0	0.0	0.0	0.1	0.1	0.2
C40-41	Bone	0.7	1.3	1.8	1.7	0.6	0.5	0.4	0.8	0.4	0.3	1.0	0.4	2.8	2.0	0.0	3.0	1.0	1.0	0.9
C43	Skin Melanoma	0.0	0.0	0.0	0.0	0.0	0.0	0.0	0.2	0.2	0.0	0.0	0.0	1.4	3.3	0.0	0.0	0.2	0.2	0.3
C44	Skin Others	0.0	0.0	0.0	0.2	0.3	0.2	0.4	1.1	1.5	2.3	2.6	1.7	3.8	2.7	2.7	3.7	1.0	0.9	2.1
C47	Nervous System	0.0	0.0	0.0	0.0	0.2	0.0	0.0	0.0	0.2	0.0	0.0	0.0	0.5	0.0	0.0	0.0	0.0	0.0	0.1
C48	Retroperitoneum	0.0	0.0	0.0	0.0	0.0	0.0	0.0	0.0	0.0	0.5	0.0	0.0	0.5	0.0	0.0	0.0	0.0	0.0	0.2
C49	Conn. & Soft Tissue	0.2	0.0	0.4	0.9	0.8	0.6	1.5	1.3	1.0	0.5	1.3	1.3	2.8	2.7	1.8	1.5	1.0	0.9	1.3
C50	Breast	0.0	0.0	0.2	1.3	2.4	5.0	15.6	33.1	57.6	78.2	81.8	76.0	95.4	82.2	70.2	70.9	29.0	28.0	68.0
C51-52	Other Female Genital Organs	0.0	0.0	0.0	0.0	0.2	0.3	0.2	0.2	0.8	1.3	1.6	3.1	3.8	2.7	7.1	2.2	0.8	0.8	1.6
C53	Cervix	0.0	0.0	0.2	0.2	0.2	1.1	6.0	10.7	20.3	31.1	30.8	45.8	61.2	57.7	35.6	37.3	13.1	13.2	30.8
C54	Corpus Uteri	0.0	0.0	0.0	0.0	0.3	0.0	0.9	0.9	3.1	4.8	8.2	10.0	13.3	14.6	9.8	6.7	2.6	2.7	6.1
C55	Uterus	0.0	0.0	0.0	0.0	0.0	0.0	0.2	0.6	1.3	1.0	0.7	0.4	0.0	0.7	1.8	1.5	0.4	0.3	0.7
C56	Ovary	0.0	0.0	0.6	2.0	1.3	1.8	3.1	5.5	9.4	11.5	16.4	14.8	19.0	28.5	14.2	12.7	5.9	5.8	12.1
C57-58	Other Unsp. Female Genital Organs	0.2	0.4	0.0	0.0	0.2	0.2	0.2	0.2	0.0	0.0	0.0	0.4	0.0	0.0	0.0	0.0	0.1	0.1	0.1
C64-65	Kidney	0.7	0.4	0.0	0.2	0.2	0.3	0.2	0.0	0.2	1.0	0.7	0.9	1.9	2.0	3.6	3.0	0.5	0.6	0.7
C66-68	Urinary Bladder	0.0	0.0	0.0	0.0	0.0	0.2	0.0	0.2	0.0	0.5	0.7	2.2	0.9	2.7	3.6	4.5	0.4	0.5	0.6
C69	Eye	0.2	0.2	0.0	0.0	0.2	0.0	0.0	0.0	0.0	0.0	0.0	0.0	0.0	0.0	0.9	0.0	0.1	0.1	0.0
C70-72	Brain	1.2	1.1	1.0	1.5	1.1	1.5	1.5	2.1	2.3	3.8	4.9	1.7	1.9	5.3	0.9	2.2	1.9	1.9	2.8
C73	Thyroid	0.0	0.0	0.2	0.6	1.4	0.8	1.3	0.9	2.3	3.8	1.0	1.3	2.4	7.3	0.9	4.5	1.4	1.3	2.0
C74-75	Other Endocrine Gland	0.0	0.0	0.0	0.0	0.0	0.2	0.5	0.0	0.0	0.0	0.0	0.0	0.0	0.0	0.0	0.0	0.1	0.0	0.0
C76	Oth ILL Def. Sites	0.0	0.0	0.0	0.0	0.0	0.0	0.0	0.0	0.0	0.3	0.0	0.0	0.0	0.0	0.0	0.7	0.0	0.0	0.0
C77	Lymph Nodes	0.2	0.0	0.0	0.0	0.2	0.0	0.4	0.4	0.4	1.3	2.0	0.9	2.8	1.3	2.7	3.0	0.6	0.6	1.2
C78	Sec Resp & Dig Organs	0.0	0.2	0.0	0.4	0.0	0.0	0.4	0.6	1.3	0.5	2.0	0.9	1.4	2.0	4.4	4.5	0.7	0.6	1.1
C79	Sec. Others	0.0	0.0	0.4	0.0	0.2	0.0	0.0	0.0	0.6	0.3	0.7	0.9	0.9	2.7	1.8	0.0	0.3	0.3	0.5
C80	Unknown Primary	0.7	0.2	0.2	0.7	0.9	0.8	1.1	2.6	5.7	7.4	9.2	10.5	10.9	19.2	11.6	14.2	3.7	3.7	7.3
C81	Hodgkin Lymphoma	0.0	0.4	0.2	0.0	0.6	0.0	0.4	0.4	0.8	0.8	1.3	0.0	0.9	1.3	0.0	2.2	0.5	0.4	0.7
C82-85	N.H .Lymphoma	0.7	0.4	0.2	1.5	0.3	0.3	0.7	1.1	2.3	3.3	3.3	2.6	5.7	6.6	8.9	7.5	1.8	1.8	2.9
C90	Multiple Myeloma	0.0	0.0	0.0	0.0	0.0	0.0	0.2	0.2	0.0	0.5	0.3	3.5	3.3	1.3	0.0	0.7	0.4	0.4	1.1
C91	Lymphoid Leukemia	1.6	0.7	0.6	1.1	0.3	0.2	0.5	0.4	0.6	1.3	0.3	0.9	0.5	0.0	0.0	0.0	0.6	0.7	0.7
C92	Myeloid Leukemia	0.9	0.2	0.4	0.9	0.5	1.0	1.8	2.8	2.3	3.6	1.3	0.9	2.8	2.0	2.7	1.5	1.4	1.4	2.4
C93-95	Other Leukemia	0.7	0.2	0.6	0.7	0.5	0.2	0.9	0.2	0.8	0.0	0.7	0.0	1.4	0.0	0.9	2.2	0.5	0.5	0.5
Total		8.5	6.8	7.1	16.1	15.5	19.3	47.7	78.8	149.0	209.0	231.7	246.2	339.7	379.1	308.5	303.7	94.5	94.3	197.5

Table 9: Incident Cases of Cancer by Most Valid Basis of Diagnosis and Site (ICD 10) with Percentages, Nagpur 2010-14, Male.

ICD10	SITE	Microscopic		Clinical		Clin.Invst.		D.C.O.		Total	
		#	%	#	%	#	%	#	%	#	%
C00	Lip	46	0.8	1	0.0	0	0.0	0	0.0	47	0.8
C01-02	Tongue	426	7.4	14	0.2	0	0.0	4	0.1	444	7.7
C03-06	Mouth	815	14.1	47	0.8	0	0.0	10	0.2	872	15.1
C07-08	Salivary Gland	28	0.5	3	0.1	0	0.0	0	0.0	31	0.5
C09-10	Oropharynx	87	1.5	6	0.1	0	0.0	0	0.0	93	1.6
C11	Nasopharynx	10	0.2	2	0.0	0	0.0	0	0.0	12	0.2
C12-13	Hypopharynx	128	2.2	7	0.1	0	0.0	0	0.0	135	2.3
C14	Other Oral	29	0.5	2	0.0	0	0.0	0	0.0	31	0.5
C15	Oesophagus	348	6.0	17	0.3	0	0.0	6	0.1	371	6.4
C16	Stomach	170	2.9	6	0.1	0	0.0	6	0.1	182	3.2
C17	Small Intestine	6	0.1	0	0.0	0	0.0	0	0.0	6	0.1
C18	Colon	125	2.2	3	0.1	0	0.0	0	0.0	128	2.2
C19-21	Rectum	168	2.9	12	0.2	0	0.0	1	0.0	181	3.1
C22	Liver	135	2.3	1	0.0	0	0.0	1	0.0	137	2.4
C23-24	Gall Bladder	89	1.5	6	0.1	0	0.0	1	0.0	96	1.7
C25	Pancreas	58	1.0	4	0.1	0	0.0	1	0.0	63	1.1
C30-31	Nose,Sinuses	29	0.5	3	0.1	0	0.0	0	0.0	32	0.6
C32	Larynx	301	5.2	29	0.5	0	0.0	0	0.0	330	5.7
C33-34	Lung	339	5.9	24	0.4	13	0.2	3	0.1	379	6.6
C37-38	Mediastinum,Pleura	9	0.2	1	0.0	0	0.0	0	0.0	10	0.2
C40-41	Bone	72	1.2	7	0.1	0	0.0	1	0.0	80	1.4
C43	Skin Melanoma	15	0.3	0	0.0	0	0.0	0	0.0	15	0.3
C44	Skin Others	78	1.4	0	0.0	0	0.0	0	0.0	78	1.4
C47	Nervous System	3	0.1	0	0.0	0	0.0	0	0.0	3	0.1
C49	Conn. & Soft Tissue	91	1.6	0	0.0	0	0.0	0	0.0	91	1.6
C50	Breast	83	1.4	7	0.1	0	0.0	1	0.0	91	1.6
C60	Penis	79	1.4	7	0.1	0	0.0	2	0.0	88	1.5
C61	Prostate	145	2.5	7	0.1	0	0.0	2	0.0	154	2.7
C62	Testis	55	1.0	2	0.0	0	0.0	0	0.0	57	1.0
C63	Other Male Genital Organs	1	0.0	0	0.0	0	0.0	0	0.0	1	0.0
C64-65	Kidney	65	1.1	0	0.0	0	0.0	0	0.0	65	1.1
C66-68	Urinary Bladder	116	2.0	14	0.2	0	0.0	1	0.0	131	2.3
C69	Eye	2	0.0	0	0.0	0	0.0	0	0.0	2	0.0
C70-72	Brain	147	2.5	26	0.5	1	0.0	2	0.0	176	3.0
C73	Thyroid	34	0.6	3	0.1	0	0.0	1	0.0	38	0.7
C74-75	Other Endocrine Gland	6	0.1	0	0.0	0	0.0	0	0.0	6	0.1
C76	Oth ILL Def. Sites	1	0.0	0	0.0	0	0.0	0	0.0	1	0.0
C77	Lymph Nodes	129	2.2	2	0.0	0	0.0	0	0.0	131	2.3
C78	Sec Resp & Dig Organs	60	1.0	0	0.0	0	0.0	0	0.0	60	1.0
C79	Sec. Others	25	0.4	0	0.0	0	0.0	0	0.0	25	0.4
C80	Unknown Primary	161	2.8	45	0.8	0	0.0	93	1.6	299	5.2
C81	Hodgkin Lymphoma	66	1.1	0	0.0	0	0.0	0	0.0	66	1.1
C82-85	N.H .Lymphoma	174	3.0	0	0.0	0	0.0	0	0.0	174	3.0
C90	Multiple Myeloma	44	0.8	0	0.0	0	0.0	0	0.0	44	0.8
C91	Lymphoid Leukemia	135	2.3	0	0.0	0	0.0	0	0.0	135	2.3
C92	Myeloid Leukemia	125	2.2	0	0.0	0	0.0	0	0.0	125	2.2
C93-95	Other Leukemia	60	1.0	0	0.0	0	0.0	0	0.0	60	1.0
Total		5318	92.1	308	5.3	14	0.2	136	2.4	5776	100.0

Table 10: Incident Cases of Cancer by Most Valid Basis of Diagnosis and Site (ICD 10) with Percentages, Nagpur 2010-14, Female.

ICD10	SITE	Microscopic		Clinical		Clin. Invst		D.C.O.		Total	
		#	%	#	%	#	%	#	%	#	%
C00	Lip	18	0.3	1	0.0	0	0.0	0	0.0	19	0.3
C01-02	Tongue	152	2.6	7	0.1	0	0.0	0	0.0	159	2.7
C03-06	Mouth	303	5.1	21	0.4	0	0.0	1	0.0	325	5.5
C07-08	Salivary Gland	16	0.3	6	0.1	0	0.0	0	0.0	22	0.4
C09-10	Oropharynx	11	0.2	1	0.0	0	0.0	0	0.0	12	0.2
C11	Nasopharynx	10	0.2	0	0.0	0	0.0	0	0.0	10	0.2
C12-13	Hypopharynx	52	0.9	3	0.1	0	0.0	1	0.0	56	0.9
C14	Other Oral	8	0.1	1	0.0	0	0.0	0	0.0	9	0.2
C15	Oesophagus	217	3.7	16	0.3	0	0.0	5	0.1	238	4.0
C16	Stomach	105	1.8	5	0.1	1	0.0	5	0.1	116	2.0
C17	Small Intestine	3	0.1	0	0.0	0	0.0	0	0.0	3	0.1
C18	Colon	76	1.3	4	0.1	0	0.0	0	0.0	80	1.3
C19-21	Rectum	101	1.7	2	0.0	1	0.0	0	0.0	104	1.8
C22	Liver	65	1.1	1	0.0	0	0.0	2	0.0	68	1.1
C23-24	Gall Bladder	66	1.1	12	0.2	1	0.0	0	0.0	79	1.3
C25	Pancreas	30	0.5	2	0.0	1	0.0	0	0.0	33	0.6
C30-31	Nose, Sinuses	16	0.3	2	0.0	0	0.0	0	0.0	18	0.3
C32	Larynx	39	0.7	3	0.1	0	0.0	1	0.0	43	0.7
C33-34	Lung	128	2.2	10	0.2	13	0.2	5	0.1	156	2.6
C37-38	Mediastinum, Pleura	3	0.1	1	0.0	0	0.0	0	0.0	4	0.1
C40-41	Bone	58	1.0	1	0.0	0	0.0	1	0.0	60	1.0
C43	Skin Melanoma	10	0.2	0	0.0	0	0.0	0	0.0	10	0.2
C44	Skin Others	59	1.0	1	0.0	0	0.0	0	0.0	60	1.0
C47	Nervous System	3	0.1	0	0.0	0	0.0	0	0.0	3	0.1
C48	Retroperitoneum	2	0.0	1	0.0	0	0.0	0	0.0	3	0.1
C49	Conn. & Soft Tissue	60	1.0	0	0.0	0	0.0	0	0.0	60	1.0
C50	Breast	1720	29.0	84	1.4	5	0.1	12	0.2	1821	30.7
C51-52	Other Female Genital Organs	46	0.8	3	0.1	0	0.0	0	0.0	49	0.8
C53	Cervix	774	13.0	48	0.8	1	0.0	1	0.0	824	13.9
C54	Corpus Uteri	153	2.6	11	0.2	0	0.0	0	0.0	164	2.8
C55	Uterus	14	0.2	8	0.1	0	0.0	0	0.0	22	0.4
C56	Ovary	340	5.7	24	0.4	0	0.0	5	0.1	369	6.2
C57-58	Other Unsp. Female Genital Organs	7	0.1	1	0.0	0	0.0	0	0.0	8	0.1
C64-65	Kidney	33	0.6	0	0.0	0	0.0	1	0.0	34	0.6
C66-68	Urinary Bladder	23	0.4	3	0.1	0	0.0	1	0.0	27	0.5
C69	Eye	4	0.1	0	0.0	0	0.0	0	0.0	4	0.1
C70-72	Brain	104	1.8	12	0.2	0	0.0	3	0.1	119	2.0
C73	Thyroid	75	1.3	7	0.1	0	0.0	3	0.1	85	1.4
C74-75	Other Endocrine Gland	2	0.0	2	0.0	0	0.0	0	0.0	4	0.1
C76	Oth ILL Def. Sites	2	0.0	0	0.0	0	0.0	0	0.0	2	0.0
C77	Lymph Nodes	36	0.6	0	0.0	0	0.0	0	0.0	36	0.6
C78	Sec Resp & Dig Organs	41	0.7	0	0.0	0	0.0	0	0.0	41	0.7
C79	Sec. Others	19	0.3	0	0.0	0	0.0	0	0.0	19	0.3
C80	Unknown Primary	111	1.9	41	0.7	0	0.0	80	1.3	232	3.9
C81	Hodgkin Lymphoma	29	0.5	0	0.0	0	0.0	0	0.0	29	0.5
C82-85	N.H. Lymphoma	110	1.9	0	0.0	0	0.0	0	0.0	110	1.9
C90	Multiple Myeloma	23	0.4	0	0.0	0	0.0	0	0.0	23	0.4
C91	Lymphoid Leukemia	39	0.7	0	0.0	0	0.0	0	0.0	39	0.7
C92	Myeloid Leukemia	91	1.5	0	0.0	0	0.0	0	0.0	91	1.5
C93-95	Other Leukemia	34	0.6	0	0.0	0	0.0	0	0.0	34	0.6
Total		5441	91.7	345	5.8	23	0.4	127	2.1	5936	100.0

Table 11: Incident Cases of Cancer by Religion and Site (ICD 10) with Percentages, Nagpur 2010-14, Male.

ICD10	SITE	Hindu		Muslim		Christian		Neo-Budhist		Jain		Sikh		Other		Total	
		#	%	#	%	#	%	#	%	#	%	#	%	#	%	#	%
C00	Lip	37	0.8	6	1.0	1	1.8	3	1.6	0	0	0	0	0	0	47	0.8
C01-02	Tongue	359	7.4	56	9.0	7	12.5	21	11.2	0	0	1	3.8	0	0	444	7.7
C03-06	Mouth	753	15.4	84	13.6	3	5.4	27	14.4	2	22.2	2	7.7	1	50	872	15.1
C07-08	Salivary Gland	28	0.6	1	0.2	0	0.0	2	1.1	0	0.0	0	0.0	0	0	31	0.5
C09-10	Oropharynx	83	1.7	7	1.1	1	1.8	2	1.1	0	0.0	0	0.0	0	0	93	1.6
C11	Nasopharynx	8	0.2	3	0.5	0	0.0	1	0.5	0	0.0	0	0.0	0	0	12	0.2
C12-13	Hypopharynx	121	2.5	10	1.6	1	1.8	1	0.5	1	11.1	0	0.0	1	50	135	2.3
C14	Other Oral	28	0.6	2	0.3	0	0.0	1	0.5	0	0.0	0	0.0	0	0	31	0.5
C15	Oesophagus	329	6.7	26	4.2	2	3.6	13	7.0	0	0.0	1	3.8	0	0	371	6.4
C16	Stomach	158	3.2	18	2.9	0	0.0	6	3.2	0	0.0	0	0.0	0	0	182	3.2
C17	Small Intestine	6	0.1	0	0.0	0	0.0	0	0.0	0	0.0	0	0.0	0	0	6	0.1
C18	Colon	112	2.3	12	1.9	0	0.0	3	1.6	1	11.1	0	0.0	0	0	128	2.2
C19-21	Rectum	153	3.1	19	3.1	2	3.6	6	3.2	1	11.1	0	0.0	0	0	181	3.1
C22	Liver	124	2.5	9	1.5	1	1.8	3	1.6	0	0.0	0	0.0	0	0	137	2.4
C23-24	Gall Bladder	81	1.7	9	1.5	2	3.6	4	2.1	0	0.0	0	0.0	0	0	96	1.7
C25	Pancreas	56	1.1	5	0.8	1	1.8	1	0.5	0	0.0	0	0.0	0	0	63	1.1
C30-31	Nose, Sinuses	30	0.6	2	0.3	0	0.0	0	0.0	0	0.0	0	0.0	0	0	32	0.6
C32	Larynx	275	5.6	33	5.3	8	14.3	13	7.0	1	11.1	0	0.0	0	0	330	5.7
C33-34	Lung	305	6.3	52	8.4	6	10.7	15	8.0	0	0.0	1	3.8	0	0	379	6.6
C37-38	Mediastinum, Pleura	7	0.1	3	0.5	0	0.0	0	0.0	0	0.0	0	0.0	0	0	10	0.2
C40-41	Bone	64	1.3	9	1.5	2	3.6	4	2.1	0	0.0	1	3.8	0	0	80	1.4
C43	Skin Melanoma	8	0.2	4	0.6	0	0.0	2	1.1	0	0.0	1	3.8	0	0	15	0.3
C44	Skin Others	66	1.4	7	1.1	1	1.8	4	2.1	0	0.0	0	0.0	0	0	78	1.4
C47	Nervous System	3	0.1	0	0.0	0	0.0	0	0.0	0	0.0	0	0.0	0	0	3	0.1
C49	Conn. & Soft Tissue	70	1.4	14	2.3	2	3.6	4	2.1	0	0.0	1	3.8	0	0	91	1.6
C50	Breast	74	1.5	7	1.1	1	1.8	4	2.1	0	0.0	5	19.2	0	0	91	1.6
C60	Penis	84	1.7	0	0.0	0	0.0	4	2.1	0	0.0	0	0.0	0	0	88	1.5
C61	Prostate	135	2.8	12	1.9	1	1.8	4	2.1	0	0.0	2	7.7	0	0	154	2.7
C62	Testis	48	1.0	6	1.0	0	0.0	2	1.1	0	0.0	1	3.8	0	0	57	1.0
C63	Other Male Genital Organs	1	0.0	0	0.0	0	0.0	0	0.0	0	0.0	0	0.0	0	0	1	0.0
C64-65	Kidney	54	1.1	8	1.3	0	0.0	2	1.1	1	11.1	0	0.0	0	0	65	1.1
C66-68	Urinary Bladder	114	2.3	10	1.6	3	5.4	3	1.6	0	0.0	1	3.8	0	0	131	2.3
C69	Eye	2	0.0	0	0.0	0	0.0	0	0.0	0	0.0	0	0.0	0	0	2	0.0
C70-72	Brain	150	3.1	14	2.3	0	0.0	10	5.3	1	11.1	1	3.8	0	0	176	3.0
C73	Thyroid	31	0.6	2	0.3	3	5.4	2	1.1	0	0.0	0	0.0	0	0	38	0.7
C74-75	Other Endocrine Gland	4	0.1	2	0.3	0	0.0	0	0.0	0	0.0	0	0.0	0	0	6	0.1
C76	Oth ILL Def. Sites	1	0.0	0	0.0	0	0.0	0	0.0	0	0.0	0	0.0	0	0	1	0.0
C77	Lymph Nodes	114	2.3	13	2.1	0	0.0	3	1.6	1	11.1	0	0.0	0	0	131	2.3
C78	Sec Resp & Dig Organs	49	1.0	9	1.5	0	0.0	2	1.1	0	0.0	0	0.0	0	0	60	1.0
C79	Sec. Others	20	0.4	3	0.5	2	3.6	0	0.0	0	0.0	0	0.0	0	0	25	0.4
C80	Unknown Primary	219	4.5	74	12.0	1	1.8	4	2.1	0	0.0	1	3.8	0	0	299	5.2
C81	Hodgkin Lymphoma	64	1.3	1	0.2	0	0.0	1	0.5	0	0.0	0	0.0	0	0	66	1.1
C82-85	N.H. Lymphoma	146	3.0	20	3.2	2	3.6	3	1.6	0	0.0	3	11.5	0	0	174	3.0
C90	Multiple Myeloma	43	0.9	1	0.2	0	0.0	0	0.0	0	0.0	0	0.0	0	0	44	0.8
C91	Lymphoid Leukemia	103	2.1	25	4.0	2	3.6	4	2.1	0	0.0	1	3.8	0	0	135	2.3
C92	Myeloid Leukemia	108	2.2	13	2.1	1	1.8	1	0.5	0	0.0	2	7.7	0	0	125	2.2
C93-95	Other Leukemia	49	1.0	8	1.3	0	0.0	2	1.1	0	0.0	1	3.8	0	0	60	1.0
Total		4877	100.0	619	100.0	56	100.0	187	100.0	9	100.0	26	100.0	2	100	5776	100.0

Table 12: Incident Cases of Cancer by Religion and Site (ICD 10) with Percentages, Nagpur 2010-14, Female.

ICD10	SITE	Hindu		Muslim		Christian		Neo-Budhist		Jain		Sikh		Other		Total	
		#	%	#	%	#	%	#	%	#	%	#	%	#	%	#	%
C00	Lip	16	0.3	1	0.2	0	0	2	0.8	0	0	0	0	0	0	19	0.3
C01-02	Tongue	136	2.7	16	2.9	1	1.8	6	2.3	0	0	0	0	0	0	159	2.7
C03-06	Mouth	280	5.5	25	4.6	2	3.6	17	6.4	0	0	1	16.7	0	0	325	5.5
C07-08	Salivary Gland	19	0.4	2	0.4	0	0.0	1	0.4	0	0	0	0.0	0	0	22	0.4
C09-10	Oropharynx	11	0.2	0	0.0	0	0.0	1	0.4	0	0	0	0.0	0	0	12	0.2
C11	Nasopharynx	10	0.2	0	0.0	0	0.0	0	0.0	0	0	0	0.0	0	0	10	0.2
C12-13	Hypopharynx	50	1.0	3	0.6	0	0.0	3	1.1	0	0	0	0.0	0	0	56	0.9
C14	Other Oral	7	0.1	1	0.2	1	1.8	0	0.0	0	0	0	0.0	0	0	9	0.2
C15	Oesophagus	208	4.1	23	4.2	1	1.8	5	1.9	1	7.7	0	0.0	0	0	238	4.0
C16	Stomach	106	2.1	8	1.5	1	1.8	1	0.4	0	0.0	0	0.0	0	0	116	2.0
C17	Small Intestine	2	0.0	1	0.2	0	0.0	0	0.0	0	0.0	0	0.0	0	0	3	0.1
C18	Colon	71	1.4	6	1.1	2	3.6	1	0.4	0	0.0	0	0.0	0	0	80	1.3
C19-21	Rectum	86	1.7	13	2.4	1	1.8	4	1.5	0	0.0	0	0.0	0	0	104	1.8
C22	Liver	58	1.1	7	1.3	1	1.8	1	0.4	1	7.7	0	0.0	0	0	68	1.1
C23-24	Gall Bladder	64	1.3	9	1.7	0	0.0	6	2.3	0	0.0	0	0.0	0	0	79	1.3
C25	Pancreas	26	0.5	3	0.6	2	3.6	2	0.8	0	0.0	0	0.0	0	0	33	0.6
C30-31	Nose,Sinuses	14	0.3	1	0.2	0	0.0	3	1.1	0	0.0	0	0.0	0	0	18	0.3
C32	Larynx	39	0.8	3	0.6	0	0.0	1	0.4	0	0.0	0	0.0	0	0	43	0.7
C33-34	Lung	138	2.7	10	1.8	2	3.6	6	2.3	0	0.0	0	0.0	0	0	156	2.6
C37-38	Mediastinum,Pleura	4	0.1	0	0.0	0	0.0	0	0.0	0	0.0	0	0.0	0	0	4	0.1
C40-41	Bone	51	1.0	7	1.3	0	0.0	2	0.8	0	0.0	0	0.0	0	0	60	1.0
C43	Skin Melanoma	9	0.2	0	0.0	0	0.0	1	0.4	0	0.0	0	0.0	0	0	10	0.2
C44	Skin Others	50	1.0	4	0.7	0	0.0	6	2.3	0	0.0	0	0.0	0	0	60	1.0
C47	Nervous System	3	0.1	0	0.0	0	0.0	0	0.0	0	0.0	0	0.0	0	0	3	0.1
C48	Retroperitoneum	2	0.0	1	0.2	0	0.0	0	0.0	0	0.0	0	0.0	0	0	3	0.1
C49	Conn. & Soft Tissue	52	1.0	5	0.9	1	1.8	1	0.4	1	7.7	0	0.0	0	0	60	1.0
C50	Breast	1532	30.3	171	31.4	22	39.3	88	33.3	4	30.8	3	50.0	1	100.0	1821	30.7
C51-52	Other Female Genital Organs	43	0.9	2	0.4	1	1.8	1	0.4	2	15.4	0	0.0	0	0	49	0.8
C53	Cervix	740	14.7	37	6.8	3	5.4	42	15.9	1	7.7	1	16.7	0	0	824	13.9
C54	Corpus Uteri	140	2.8	16	2.9	1	1.8	6	2.3	1	7.7	0	0.0	0	0	164	2.8
C55	Uterus	18	0.4	4	0.7	0	0.0	0	0.0	0	0.0	0	0.0	0	0	22	0.4
C56	Ovary	309	6.1	38	7.0	3	5.4	19	7.2	0	0.0	0	0.0	0	0	369	6.2
C57-58	Other Unsp. Female Genital Organs	8	0.2	0	0.0	0	0.0	0	0.0	0	0.0	0	0.0	0	0	8	0.1
C64-65	Kidney	29	0.6	2	0.4	0	0.0	3	1.1	0	0.0	0	0.0	0	0	34	0.6
C66-68	Urinary Bladder	23	0.5	4	0.7	0	0.0	0	0.0	0	0.0	0	0.0	0	0	27	0.5
C69	Eye	4	0.1	0	0.0	0	0.0	0	0.0	0	0.0	0	0.0	0	0	4	0.1
C70-72	Brain	103	2.0	8	1.5	3	5.4	5	1.9	0	0.0	0	0.0	0	0	119	2.0
C73	Thyroid	69	1.4	9	1.7	2	3.6	4	1.5	0	0.0	1	16.7	0	0	85	1.4
C74-75	Other Endocrine Gland	2	0.0	2	0.4	0	0.0	0	0.0	0	0.0	0	0.0	0	0	4	0.1
C76	Oth ILL Def. Sites	2	0.0	0	0.0	0	0.0	0	0.0	0	0.0	0	0.0	0	0	2	0.0
C77	Lymph Nodes	32	0.6	3	0.6	1	1.8	0	0.0	0	0.0	0	0.0	0	0	36	0.6
C78	Sec Resp & Dig Organs	40	0.8	1	0.2	0	0.0	0	0.0	0	0.0	0	0.0	0	0	41	0.7
C79	Sec. Others	16	0.3	1	0.2	0	0.0	1	0.4	1	7.7	0	0.0	0	0	19	0.3
C80	Unknown Primary	161	3.2	59	10.8	2	3.6	9	3.4	1	7.7	0	0.0	0	0	232	3.9
C81	Hodgkin Lymphoma	25	0.5	2	0.4	0	0.0	2	0.8	0	0.0	0	0.0	0	0	29	0.5
C82-85	N.H. Lymphoma	89	1.8	15	2.8	2	3.6	4	1.5	0	0.0	0	0.0	0	0	110	1.9
C90	Multiple Myeloma	17	0.3	5	0.9	1	1.8	0	0.0	0	0.0	0	0.0	0	0	23	0.4
C91	Lymphoid Leukemia	32	0.6	5	0.9	0	0.0	2	0.8	0	0.0	0	0.0	0	0	39	0.7
C92	Myeloid Leukemia	77	1.5	8	1.5	0	0.0	6	2.3	0	0.0	0	0.0	0	0	91	1.5
C93-95	Other Leukemia	28	0.6	4	0.7	0	0.0	2	0.8	0	0.0	0	0.0	0	0	34	0.6
Total		5051	100.0	545	100.0	56	100.0	264	100.0	13	100.0	6	100.0	1	100.0	5936	100.0

Table 13: Incident Cases of Cancer by Education and Site (ICD 10) with Percentages, Nagpur 2010-14, Male.

ICD10	SITE	Illiterate		Literate		Prim & Mid		Sec & Tech		College		Others		Unknown		Total	
		#	%	#	%	#	%	#	%	#	%	#	%	#	%	#	%
C00	Lip	2	0.4	7	1.0	19	0.8	14	0.9	5	0.7	0	0	0	0	47	0.8
C01-02	Tongue	38	7.1	34	4.9	154	6.7	115	7.6	103	14.5	0	0	0	0	444	7.7
C03-06	Mouth	82	15.4	71	10.2	278	12.1	278	18.3	162	22.8	1	11.1	0	0	872	15.1
C07-08	Salivary Gland	2	0.4	5	0.7	11	0.5	7	0.5	5	0.7	0	0.0	1	12.5	31	0.5
C09-10	Oropharynx	11	2.1	12	1.7	46	2.0	19	1.2	5	0.7	0	0.0	0	0.0	93	1.6
C11	Nasopharynx	0	0.0	1	0.1	5	0.2	2	0.1	3	0.4	0	0.0	1	12.5	12	0.2
C12-13	Hypopharynx	19	3.6	29	4.2	57	2.5	24	1.6	6	0.8	0	0.0	0	0.0	135	2.3
C14	Other Oral	4	0.8	1	0.1	19	0.8	6	0.4	1	0.1	0	0.0	0	0.0	31	0.5
C15	Oesophagus	33	6.2	59	8.5	170	7.4	89	5.9	19	2.7	0	0.0	1	12.5	371	6.4
C16	Stomach	16	3.0	21	3.0	83	3.6	50	3.3	11	1.5	1	11.1	0	0.0	182	3.2
C17	Small Intestine	0	0.0	0	0.0	4	0.2	1	0.1	1	0.1	0	0.0	0	0.0	6	0.1
C18	Colon	11	2.1	15	2.2	58	2.5	32	2.1	12	1.7	0	0.0	0	0.0	128	2.2
C19-21	Rectum	9	1.7	23	3.3	74	3.2	42	2.8	33	4.6	0	0.0	0	0.0	181	3.1
C22	Liver	14	2.6	23	3.3	62	2.7	34	2.2	4	0.6	0	0.0	0	0.0	137	2.4
C23-24	Gall Bladder	6	1.1	10	1.4	49	2.1	26	1.7	4	0.6	0	0.0	1	12.5	96	1.7
C25	Pancreas	4	0.8	12	1.7	21	0.9	18	1.2	8	1.1	0	0.0	0	0.0	63	1.1
C30-31	Nose,Sinuses	1	0.2	7	1.0	10	0.4	10	0.7	4	0.6	0	0.0	0	0.0	32	0.6
C32	Larynx	27	5.1	40	5.8	172	7.5	79	5.2	12	1.7	0	0.0	0	0.0	330	5.7
C33-34	Lung	36	6.8	53	7.6	178	7.7	89	5.9	22	3.1	0	0.0	1	12.5	379	6.6
C37-38	Mediastinum,Pleura	0	0.0	5	0.7	4	0.2	1	0.1	0	0.0	0	0.0	0	0.0	10	0.2
C40-41	Bone	4	0.8	6	0.9	21	0.9	28	1.8	20	2.8	0	0.0	1	12.5	80	1.4
C43	Skin Melanoma	1	0.2	2	0.3	7	0.3	3	0.2	1	0.1	1	11.1	0	0.0	15	0.3
C44	Skin Others	6	1.1	10	1.4	32	1.4	19	1.2	11	1.5	0	0.0	0	0.0	78	1.4
C47	Nervous System	0	0.0	0	0.0	0	0.0	0	0.0	3	0.4	0	0.0	0	0.0	3	0.1
C49	Conn. & Soft Tissue	5	0.9	14	2.0	32	1.4	26	1.7	14	2.0	0	0.0	0	0.0	91	1.6
C50	Breast	5	0.9	10	1.4	38	1.7	31	2.0	7	1.0	0	0.0	0	0.0	91	1.6
C60	Penis	6	1.1	6	0.9	36	1.6	28	1.8	11	1.5	1	11.1	0	0.0	88	1.5
C61	Prostate	18	3.4	33	4.7	74	3.2	25	1.6	4	0.6	0	0.0	0	0.0	154	2.7
C62	Testis	4	0.8	1	0.1	14	0.6	19	1.2	18	2.5	1	11.1	0	0.0	57	1.0
C63	Other Male Genital Organs	0	0.0	0	0.0	1	0.0	0	0.0	0	0.0	0	0.0	0	0.0	1	0.0
C64-65	Kidney	19	3.6	5	0.7	21	0.9	17	1.1	3	0.4	0	0.0	0	0.0	65	1.1
C66-68	Urinary Bladder	10	1.9	27	3.9	58	2.5	32	2.1	4	0.6	0	0.0	0	0.0	131	2.3
C69	Eye	0	0.0	0	0.0	1	0.0	1	0.1	0	0.0	0	0.0	0	0.0	2	0.0
C70-72	Brain	21	3.9	14	2.0	58	2.5	46	3.0	35	4.9	1	11.1	1	12.5	176	3.0
C73	Thyroid	1	0.2	1	0.1	14	0.6	16	1.1	6	0.8	0	0.0	0	0.0	38	0.7
C74-75	Other Endocrine Gland	1	0.2	1	0.1	4	0.2	0	0.0	0	0.0	0	0.0	0	0.0	6	0.1
C76	Oth ILL Def. Sites	0	0.0	0	0.0	1	0.0	0	0.0	0	0.0	0	0.0	0	0.0	1	0.0
C77	Lymph Nodes	14	2.6	19	2.7	62	2.7	29	1.9	7	1.0	0	0.0	0	0.0	131	2.3
C78	Sec Resp & Dig Organs	5	0.9	7	1.0	29	1.3	15	1.0	4	0.6	0	0.0	0	0.0	60	1.0
C79	Sec. Others	1	0.2	7	1.0	11	0.5	5	0.3	1	0.1	0	0.0	0	0.0	25	0.4
C80	Unknown Primary	24	4.5	44	6.3	106	4.6	85	5.6	38	5.3	2	22.2	0	0.0	299	5.2
C81	Hodgkin Lymphoma	6	1.1	11	1.6	25	1.1	12	0.8	12	1.7	0	0.0	0	0.0	66	1.1
C82-85	N.H. Lymphoma	16	3.0	20	2.9	62	2.7	43	2.8	32	4.5	1	11.1	0	0.0	174	3.0
C90	Multiple Myeloma	1	0.2	3	0.4	19	0.8	20	1.3	1	0.1	0	0.0	0	0.0	44	0.8
C91	Lymphoid Leukemia	30	5.6	13	1.9	43	1.9	26	1.7	22	3.1	0	0.0	1	12.5	135	2.3
C92	Myeloid Leukemia	7	1.3	9	1.3	40	1.7	42	2.8	27	3.8	0	0.0	0	0.0	125	2.2
C93-95	Other Leukemia	12	2.3	4	0.6	17	0.7	17	1.1	10	1.4	0	0.0	0	0.0	60	1.0
	Total	532	100.0	695	100.0	2300	100.0	1521	100.0	711	100.0	9	100.0	8	100.0	5776	100.0

Table 14: Incident Cases of Cancer by Education and Site (ICD 10) with Percentages, Nagpur 2010-14, Female.

ICD10	SITE	Illiterate		Literate		Prim & Mid		Sec & Tech		College		Others		Unknown		Total	
		#	%	#	%	#	%	#	%	#	%	#	%	#	%	#	%
C00	Lip	2	0.3	3	0.5	10	0.4	2	0.1	2	0.3	0	0	0	0	19	0.3
C01-02	Tongue	12	2.0	14	2.5	63	2.6	59	3.7	11	1.4	0	0	0	0	159	2.7
C03-06	Mouth	41	6.7	28	5.0	149	6.2	72	4.5	34	4.4	1	14.3	0	0	325	5.5
C07-08	Salivary Gland	2	0.3	0	0.0	8	0.3	4	0.3	8	1.0	0	0.0	0	0	22	0.4
C09-10	Oropharynx	0	0.0	3	0.5	5	0.2	3	0.2	1	0.1	0	0.0	0	0	12	0.2
C11	Nasopharynx	1	0.2	1	0.2	4	0.2	1	0.1	3	0.4	0	0.0	0	0	10	0.2
C12-13	Hypopharynx	3	0.5	7	1.3	24	1.0	13	0.8	9	1.2	0	0.0	0	0	56	0.9
C14	Other Oral	0	0.0	1	0.2	4	0.2	2	0.1	2	0.3	0	0.0	0	0	9	0.2
C15	Oesophagus	29	4.8	26	4.6	116	4.8	50	3.2	17	2.2	0	0.0	0	0	238	4.0
C16	Stomach	10	1.6	9	1.6	57	2.4	33	2.1	7	0.9	0	0.0	0	0	116	2.0
C17	Small Intestine	0	0.0	0	0.0	1	0.0	1	0.1	1	0.1	0	0.0	0	0	3	0.1
C18	Colon	10	1.6	6	1.1	32	1.3	19	1.2	13	1.7	0	0.0	0	0	80	1.3
C19-21	Rectum	12	2.0	12	2.1	46	1.9	21	1.3	13	1.7	0	0.0	0	0	104	1.8
C22	Liver	4	0.7	13	2.3	23	1.0	20	1.3	8	1.0	0	0.0	0	0	68	1.1
C23-24	Gall Bladder	5	0.8	14	2.5	34	1.4	22	1.4	4	0.5	0	0.0	0	0	79	1.3
C25	Pancreas	1	0.2	4	0.7	14	0.6	10	0.6	4	0.5	0	0.0	0	0	33	0.6
C30-31	Nose, Sinuses	0	0.0	2	0.4	7	0.3	6	0.4	3	0.4	0	0.0	0	0	18	0.3
C32	Larynx	4	0.7	8	1.4	11	0.5	16	1.0	4	0.5	0	0.0	0	0	43	0.7
C33-34	Lung	16	2.6	12	2.1	72	3.0	46	2.9	10	1.3	0	0.0	0	0	156	2.6
C37-38	Mediastinum, Pleura	0	0.0	0	0.0	4	0.2	0	0.0	0	0.0	0	0.0	0	0	4	0.1
C40-41	Bone	8	1.3	3	0.5	27	1.1	13	0.8	9	1.2	0	0.0	0	0	60	1.0
C43	Skin Melanoma	0	0.0	1	0.2	5	0.2	3	0.2	1	0.1	0	0.0	0	0	10	0.2
C44	Skin Others	7	1.1	5	0.9	24	1.0	14	0.9	10	1.3	0	0.0	0	0	60	1.0
C47	Nervous System	0	0.0	0	0.0	1	0.0	1	0.1	1	0.1	0	0.0	0	0	3	0.1
C48	Retroperitoneum	3	0.5	0	0.0	0	0.0	0	0.0	0	0.0	0	0.0	0	0	3	0.1
C49	Conn. & Soft Tissue	6	1.0	3	0.5	19	0.8	17	1.1	15	1.9	0	0.0	0	0	60	1.0
C50	Breast	179	29.4	153	27.3	717	29.9	493	31.1	272	35.1	3	42.9	4	66.7	1821	30.7
C51-52	Other Female Genital Organs	6	1.0	7	1.3	18	0.8	16	1.0	2	0.3	0	0.0	0	0.0	49	0.8
C53	Cervix	76	12.5	72	12.9	345	14.4	244	15.4	85	11.0	2	28.6	0	0.0	824	13.9
C54	Corpus Uteri	12	2.0	13	2.3	85	3.5	42	2.7	12	1.5	0	0.0	0	0.0	164	2.8
C55	Uterus	4	0.7	1	0.2	6	0.3	6	0.4	5	0.6	0	0.0	0	0.0	22	0.4
C56	Ovary	30	4.9	41	7.3	130	5.4	99	6.3	68	8.8	0	0.0	1	16.7	369	6.2
C57-58	Other Unsp. Female Genital Organs	2	0.3	1	0.2	2	0.1	0	0.0	3	0.4	0	0.0	0	0.0	8	0.1
C64-65	Kidney	6	1.0	2	0.4	11	0.5	9	0.6	6	0.8	0	0.0	0	0.0	34	0.6
C66-68	Urinary Bladder	4	0.7	3	0.5	11	0.5	7	0.4	2	0.3	0	0.0	0	0.0	27	0.5
C69	Eye	1	0.2	0	0.0	2	0.1	0	0.0	1	0.1	0	0.0	0	0.0	4	0.1
C70-72	Brain	15	2.5	9	1.6	36	1.5	27	1.7	31	4.0	0	0.0	1	16.7	119	2.0
C73	Thyroid	10	1.6	4	0.7	33	1.4	24	1.5	14	1.8	0	0.0	0	0.0	85	1.4
C74-75	Other Endocrine Gland	0	0.0	0	0.0	0	0.0	1	0.1	3	0.4	0	0.0	0	0.0	4	0.1
C76	Oth ILL Def. Sites	1	0.2	0	0.0	1	0.0	0	0.0	0	0.0	0	0.0	0	0.0	2	0.0
C77	Lymph Nodes	5	0.8	4	0.7	14	0.6	9	0.6	4	0.5	0	0.0	0	0.0	36	0.6
C78	Sec Resp & Dig Organs	2	0.3	3	0.5	18	0.8	12	0.8	6	0.8	0	0.0	0	0.0	41	0.7
C79	Sec. Others	2	0.3	3	0.5	10	0.4	2	0.1	2	0.3	0	0.0	0	0.0	19	0.3
C80	Unknown Primary	23	3.8	31	5.5	99	4.1	60	3.8	19	2.5	0	0.0	0	0.0	232	3.9
C81	Hodgkin Lymphoma	4	0.7	5	0.9	9	0.4	8	0.5	3	0.4	0	0.0	0	0.0	29	0.5
C82-85	N.H. Lymphoma	18	3.0	13	2.3	40	1.7	25	1.6	14	1.8	0	0.0	0	0.0	110	1.9
C90	Multiple Myeloma	3	0.5	5	0.9	7	0.3	7	0.4	1	0.1	0	0.0	0	0.0	23	0.4
C91	Lymphoid Leukemia	12	2.0	2	0.4	8	0.3	8	0.5	9	1.2	0	0.0	0	0.0	39	0.7
C92	Myeloid Leukemia	12	2.0	7	1.3	26	1.1	28	1.8	18	2.3	0	0.0	0	0.0	91	1.5
C93-95	Other Leukemia	6	1.0	6	1.1	8	0.3	8	0.5	5	0.6	1	14.3	0	0.0	34	0.6
	Total	609	100.0	560	100.0	2396	100.0	1583	100.0	775	100.0	7	100.0	6	100.0	5936	100.0



Table 15: Incident Cases of Cancer by Marital Status and Site (ICD 10) with Percentages, Nagpur 2010-14, Male.

ICD10	SITE	Married		Unmarried		Widowed		Others		Total	
		#	%	#	%	#	%	#	%	#	%
C00	Lip	47	0.9	0	0	0	0	0	0	47	0.8
C01-02	Tongue	438	8.1	6	1.6	0	0	0	0	444	7.7
C03-06	Mouth	851	15.8	18	4.7	2	15.4	1	16.7	872	15.1
C07-08	Salivary Gland	29	0.5	2	0.5	0	0.0	0	0.0	31	0.5
C09-10	Oropharynx	93	1.7	0	0.0	0	0.0	0	0.0	93	1.6
C11	Nasopharynx	10	0.2	2	0.5	0	0.0	0	0.0	12	0.2
C12-13	Hypopharynx	134	2.5	1	0.3	0	0.0	0	0.0	135	2.3
C14	Other Oral	30	0.6	1	0.3	0	0.0	0	0.0	31	0.5
C15	Oesophagus	370	6.9	1	0.3	0	0.0	0	0.0	371	6.4
C16	Stomach	182	3.4	0	0.0	0	0.0	0	0.0	182	3.2
C17	Small Intestine	6	0.1	0	0.0	0	0.0	0	0.0	6	0.1
C18	Colon	124	2.3	3	0.8	1	7.7	0	0.0	128	2.2
C19-21	Rectum	173	3.2	7	1.8	1	7.7	0	0.0	181	3.1
C22	Liver	131	2.4	6	1.6	0	0.0	0	0.0	137	2.4
C23-24	Gall Bladder	94	1.7	2	0.5	0	0.0	0	0.0	96	1.7
C25	Pancreas	60	1.1	3	0.8	0	0.0	0	0.0	63	1.1
C30-31	Nose, Sinuses	31	0.6	1	0.3	0	0.0	0	0.0	32	0.6
C32	Larynx	327	6.1	1	0.3	1	7.7	1	16.7	330	5.7
C33-34	Lung	375	7.0	3	0.8	1	7.7	0	0.0	379	6.6
C37-38	Mediastinum, Pleura	10	0.2	0	0.0	0	0.0	0	0.0	10	0.2
C40-41	Bone	47	0.9	32	8.4	0	0.0	1	16.7	80	1.4
C43	Skin Melanoma	14	0.3	1	0.3	0	0.0	0	0.0	15	0.3
C44	Skin Others	75	1.4	3	0.8	0	0.0	0	0.0	78	1.4
C47	Nervous System	3	0.1	0	0.0	0	0.0	0	0.0	3	0.1
C49	Conn. & Soft Tissue	73	1.4	18	4.7	0	0.0	0	0.0	91	1.6
C50	Breast	90	1.7	1	0.3	0	0.0	0	0.0	91	1.6
C60	Penis	85	1.6	3	0.8	0	0.0	0	0.0	88	1.5
C61	Prostate	152	2.8	0	0.0	2	15.4	0	0.0	154	2.7
C62	Testis	47	0.9	10	2.6	0	0.0	0	0.0	57	1.0
C63	Other Male Genital Organs	1	0.0	0	0.0	0	0.0	0	0.0	1	0.0
C64-65	Kidney	53	1.0	12	3.2	0	0.0	0	0.0	65	1.1
C66-68	Urinary Bladder	130	2.4	1	0.3	0	0.0	0	0.0	131	2.3
C69	Eye	1	0.0	1	0.3	0	0.0	0	0.0	2	0.0
C70-72	Brain	135	2.5	40	10.5	0	0.0	1	16.7	176	3.0
C73	Thyroid	37	0.7	1	0.3	0	0.0	0	0.0	38	0.7
C74-75	Other Endocrine Gland	4	0.1	2	0.5	0	0.0	0	0.0	6	0.1
C76	Oth ILL Def. Sites	1	0.0	0	0.0	0	0.0	0	0.0	1	0.0
C77	Lymph Nodes	125	2.3	5	1.3	1	7.7	0	0.0	131	2.3
C78	Sec Resp & Dig Organs	58	1.1	2	0.5	0	0.0	0	0.0	60	1.0
C79	Sec. Others	23	0.4	2	0.5	0	0.0	0	0.0	25	0.4
C80	Unknown Primary	286	5.3	11	2.9	2	15.4	0	0.0	299	5.2
C81	Hodgkin Lymphoma	49	0.9	17	4.5	0	0.0	0	0.0	66	1.1
C82-85	N.H. Lymphoma	137	2.5	35	9.2	1	7.7	1	16.7	174	3.0
C90	Multiple Myeloma	44	0.8	0	0.0	0	0.0	0	0.0	44	0.8
C91	Lymphoid Leukemia	56	1.0	78	20.5	0	0.0	1	16.7	135	2.3
C92	Myeloid Leukemia	102	1.9	22	5.8	1	7.7	0	0.0	125	2.2
C93-95	Other Leukemia	34	0.6	26	6.8	0	0.0	0	0.0	60	1.0
	Total	5377	100.0	380	100.0	13	100.0	6	100.0	5776	100.0

Table 16: Incident Cases of Cancer by Marital Status and Site (ICD 10) with Percentages, Nagpur 2010-14, Female

ICD10	SITE	Married		Unmarried		Widowed		Others		Total	
		#	%	#	%	#	%	#	%	#	%
C00	Lip	17	0.3	1	0.4	1	5.3	0	0	19	0.3
C01-02	Tongue	157	2.8	0	0.0	1	5.3	1	16.7	159	2.7
C03-06	Mouth	314	5.5	9	3.8	2	10.5	0	0.0	325	5.5
C07-08	Salivary Gland	19	0.3	3	1.3	0	0.0	0	0.0	22	0.4
C09-10	Oropharynx	12	0.2	0	0.0	0	0.0	0	0.0	12	0.2
C11	Nasopharynx	8	0.1	2	0.8	0	0.0	0	0.0	10	0.2
C12-13	Hypopharynx	56	1.0	0	0.0	0	0.0	0	0.0	56	0.9
C14	Other Oral	9	0.2	0	0.0	0	0.0	0	0.0	9	0.2
C15	Oesophagus	235	4.1	3	1.3	0	0.0	0	0.0	238	4.0
C16	Stomach	116	2.0	0	0.0	0	0.0	0	0.0	116	2.0
C17	Small Intestine	3	0.1	0	0.0	0	0.0	0	0.0	3	0.1
C18	Colon	79	1.4	0	0.0	1	5.3	0	0.0	80	1.3
C19-21	Rectum	101	1.8	3	1.3	0	0.0	0	0.0	104	1.8
C22	Liver	65	1.1	3	1.3	0	0.0	0	0.0	68	1.1
C23-24	Gall Bladder	77	1.4	0	0.0	2	10.5	0	0.0	79	1.3
C25	Pancreas	30	0.5	2	0.8	1	5.3	0	0.0	33	0.6
C30-31	Nose,Sinuses	17	0.3	1	0.4	0	0.0	0	0.0	18	0.3
C32	Larynx	43	0.8	0	0.0	0	0.0	0	0.0	43	0.7
C33-34	Lung	154	2.7	0	0.0	2	10.5	0	0.0	156	2.6
C37-38	Mediastinum,Pleura	4	0.1	0	0.0	0	0.0	0	0.0	4	0.1
C40-41	Bone	33	0.6	27	11.4	0	0.0	0	0.0	60	1.0
C43	Skin Melanoma	10	0.2	0	0.0	0	0.0	0	0.0	10	0.2
C44	Skin Others	59	1.0	1	0.4	0	0.0	0	0.0	60	1.0
C47	Nervous System	2	0.0	1	0.4	0	0.0	0	0.0	3	0.1
C48	Retroperitoneum	3	0.1	0	0.0	0	0.0	0	0.0	3	0.1
C49	Conn. & Soft Tissue	51	0.9	9	3.8	0	0.0	0	0.0	60	1.0
C50	Breast	1796	31.7	20	8.4	2	10.5	3	50.0	1821	30.7
C51-52	Other Female Genital Organs	48	0.8	1	0.4	0	0.0	0	0.0	49	0.8
C53	Cervix	818	14.4	2	0.8	4	21.1	0	0.0	824	13.9
C54	Corpus Uteri	164	2.9	0	0.0	0	0.0	0	0.0	164	2.8
C55	Uterus	22	0.4	0	0.0	0	0.0	0	0.0	22	0.4
C56	Ovary	349	6.2	19	8.0	1	5.3	0	0.0	369	6.2
C57-58	Other Unsp. Female Genital Organs	5	0.1	3	1.3	0	0.0	0	0.0	8	0.1
C64-65	Kidney	27	0.5	7	3.0	0	0.0	0	0.0	34	0.6
C66-68	Urinary Bladder	27	0.5	0	0.0	0	0.0	0	0.0	27	0.5
C69	Eye	1	0.0	3	1.3	0	0.0	0	0.0	4	0.1
C70-72	Brain	92	1.6	25	10.5	1	5.3	1	16.7	119	2.0
C73	Thyroid	75	1.3	10	4.2	0	0.0	0	0.0	85	1.4
C74-75	Other Endocrine Gland	4	0.1	0	0.0	0	0.0	0	0.0	4	0.1
C76	Oth ILL Def. Sites	2	0.0	0	0.0	0	0.0	0	0.0	2	0.0
C77	Lymph Nodes	35	0.6	1	0.4	0	0.0	0	0.0	36	0.6
C78	Sec Resp & Dig Organs	38	0.7	3	1.3	0	0.0	0	0.0	41	0.7
C79	Sec. Others	17	0.3	2	0.8	0	0.0	0	0.0	19	0.3
C80	Unknown Primary	220	3.9	12	5.1	0	0.0	0	0.0	232	3.9
C81	Hodgkin Lymphoma	25	0.4	4	1.7	0	0.0	0	0.0	29	0.5
C82-85	N.H .Lymphoma	93	1.6	16	6.8	0	0.0	1	16.7	110	1.9
C90	Multiple Myeloma	23	0.4	0	0.0	0	0.0	0	0.0	23	0.4
C91	Lymphoid Leukemia	20	0.4	19	8.0	0	0.0	0	0.0	39	0.7
C92	Myeloid Leukemia	78	1.4	12	5.1	1	5.3	0	0.0	91	1.5
C93-95	Other Leukemia	21	0.4	13	5.5	0	0.0	0	0.0	34	0.6
	Total	5674	100.0	237	100.0	19	100.0	6	100.0	5936	100.0

Table 17: Number of Histologically proved Incident Cases of Cancer by Sex with Percentages,2010-14, Nagpur.

ICDO3	HISTOLOGY	Male		Female		Total	
		#	%	#	%	#	%
800	Malignant Neoplasms, Nos	485	8.4	510	8.6	995	8.5
8001-8005	Malignant Tumors	548	9.5	487	8.2	1035	8.8
801-804	Malignant Epithelial Neoplasms, Nos	270	4.7	189	3.2	459	3.9
805-808	Squamous cell Neoplasms	2314	40.1	1627	27.4	3941	33.6
809-811	Basal Cell Neoplasms	15	0.3	9	0.2	24	0.2
812-813	Transitional Cell Carcinomas	71	1.2	15	0.3	86	0.7
814-838	Adenocarcinomas	995	17.2	838	14.1	1833	15.7
839-842	Skin Appendage Neoplasms	3	0.1	5	0.1	8	0.1
843	Mucoepidermoid Neoplasms	6	0.1	7	0.1	13	0.1
844-849	Cystic, Mucinous and Serous Neoplasms	15	0.3	51	0.9	66	0.6
850-854	Ductal and Lobular Neoplasms	75	1.3	1578	26.6	1653	14.1
855	Acinar Cell Neoplasms	3	0.1	1	0.0	4	0.0
856-857	Complex Epithelial Neoplasms	3	0.1	9	0.2	12	0.1
858	Thymic Epithelial Neoplasms	1	0.0	0	0.0	1	0.0
859-867	Specialised Gonadal Neoplasms	1	0.0	0	0.0	1	0.0
868-871	Paragangliomas And Glomus Tumors	1	0.0	0	0.0	1	0.0
872-879	Nevi and Melanomas	18	0.3	18	0.3	36	0.3
880	Soft Tissue Tumors and Sarcomas	66	1.1	45	0.8	111	0.9
881-883	Fibromatous Neoplasms	13	0.2	2	0.0	15	0.1
884-888	Lipomatous Neoplasms	5	0.1	2	0.0	7	0.1
889-892	Myomatous Neoplasms	13	0.2	12	0.2	25	0.2
893-899	Complex mixed and Stromal Neoplasms	16	0.3	17	0.3	33	0.3
900-903	Fibroepithelial Neoplasms	0	0.0	15	0.3	15	0.1
904	Synovial Neoplasms	4	0.1	7	0.1	11	0.1
905	Mesothelial Neoplasms	2	0.0	1	0.0	3	0.0
906-909	Germ Cell Neoplasms	35	0.6	8	0.1	43	0.4
910	Trophoblastic Neoplasms	0	0.0	7	0.1	7	0.1
912-916	Blood vessel Tumors	0	0.0	1	0.0	1	0.0
918-924	Osseous and chondromatous neoplasms	30	0.5	22	0.4	52	0.4
925	Giant Cell Tumors	7	0.1	9	0.2	16	0.1
926	Miscellaneous bone tumors	11	0.2	11	0.2	22	0.2
927-934	Odontogenic tumors	2	0.0	5	0.1	7	0.1
935-937	Miscellaneous tumors	6	0.1	0	0.0	6	0.1
938-948	Gliomas	120	2.1	84	1.4	204	1.7
949-952	Neuroepitheliomatous Neoplasms	12	0.2	10	0.2	22	0.2
953	Meningiomas	0	0.0	2	0.0	2	0.0
954-957	Nerve Sheath Tumors	3	0.1	3	0.1	6	0.1
958	Granular Cell Tumor	1	0.0	0	0.0	1	0.0
959	Malignant lymphomas, Nos or Diffuse	165	2.9	100	1.7	265	2.3
965-966	Hodgkins lymphomas	66	1.1	29	0.5	95	0.8
967-972	Non-hodgkins Lymphomas	9	0.2	10	0.2	19	0.2
973	Plasma Cell Tumors	46	0.8	25	0.4	71	0.6
975 Ne	oplasms Of Histiocytes and Accessory Lymphoid cells	0	0.0	1	0.0	1	0.0
980-994	Leukemias	320	5.5	164	2.8	484	4.1
Total		5776	100.0	5936	100.0	11712	100.0

Table 18: Number of Incident Cases of Cancer by Age and Site (ICD-10), with Percentages, Nagpur 2010, Male.

ICD10	SITE	0	5	10	15	20	25	30	35	40	45	50	55	60	65	70	75	Total	%
C00	Lip	0	0	0	0	0	0	0	1	0	1	2	1	1	0	1	0	7	0.7
C01-02	Tongue	0	0	0	0	2	3	7	12	9	8	14	8	10	1	5	5	84	8.4
C03-06	Mouth	0	0	0	0	0	1	12	16	24	20	20	18	23	7	5	7	153	15.3
C07-08	Salivary Gland	0	0	0	0	0	2	0	0	0	0	0	0	1	0	0	1	4	0.4
C09-10	Oropharynx	0	0	0	0	0	0	0	0	0	0	4	2	2	3	1	1	13	1.3
C11	Nasopharynx	0	0	0	0	0	0	0	0	0	0	1	0	0	1	0	0	2	0.2
C12-13	Hypopharynx	0	0	0	0	0	0	0	1	0	2	10	1	7	10	3	4	38	3.8
C14	Other Oral	0	0	0	0	0	0	0	0	0	0	0	1	1	0	0	0	2	0.2
C15	Oesophagus	0	0	0	0	1	1	1	0	3	4	8	7	7	11	8	8	59	5.9
C16	Stomach	0	0	0	0	0	0	0	2	7	0	7	2	2	4	1	1	26	2.6
C17	Small Intestine	0	0	0	0	0	0	0	0	1	0	1	0	1	0	0	0	3	0.3
C18	Colon	0	0	0	1	0	0	2	3	3	3	2	3	3	2	1	5	28	2.8
C19-21	Rectum	0	0	0	0	1	0	0	1	1	3	3	3	3	6	3	3	27	2.7
C22	Liver	0	0	0	0	0	0	2	0	0	2	3	1	5	1	5	1	20	2.0
C23-24	Gall Bladder	0	0	0	0	0	1	2	1	0	4	0	2	2	1	1	1	15	1.5
C25	Pancreas	0	0	0	0	0	0	1	0	0	1	3	2	0	3	2	1	13	1.3
C30-31	Nose,Sinuses	0	0	0	0	0	0	0	3	1	1	1	0	0	1	0	1	8	0.8
C32	Larynx	0	0	0	0	0	0	1	3	3	5	12	7	8	12	6	7	64	6.4
C33-34	Lung	0	0	0	0	0	1	1	1	3	6	7	8	8	9	11	7	62	6.2
C37-38	Mediastinum,Pleura	0	0	0	0	0	0	1	0	1	0	1	0	0	0	2	1	6	0.6
C40-41	Bone	1	2	0	2	0	2	1	0	0	1	1	0	1	2	0	1	14	1.4
C43	Skin Melanoma	0	0	0	0	0	0	0	0	0	0	0	0	0	1	0	0	1	0.1
C44	Skin Others	0	0	0	0	0	0	0	0	0	2	1	1	3	1	4	1	13	1.3
C49	Conn. & Soft Tissue	0	0	1	0	1	1	1	2	1	0	2	3	1	2	0	1	16	1.6
C50	Breast	0	0	0	0	1	0	1	1	1	0	3	2	1	2	1	0	13	1.3
C60	Penis	0	0	0	0	1	1	1	0	1	3	1	0	1	3	1	2	15	1.5
C61	Prostate	0	0	0	0	0	0	0	0	0	0	0	3	5	8	6	12	34	3.4
C62	Testis	1	0	1	0	1	2	1	1	2	2	0	0	1	0	0	0	12	1.2
C64-65	Kidney	0	0	0	0	0	0	0	0	2	2	1	2	2	0	0	1	10	1.0
C66-68	Urinary Bladder	0	0	0	0	1	0	1	1	0	1	4	2	6	6	2	1	25	2.5
C69	Eye	0	0	0	0	0	0	0	1	0	0	0	0	0	0	0	0	1	0.1
C70-72	Brain	0	2	1	4	1	3	1	3	2	4	3	5	0	0	1	1	31	3.1
C73	Thyroid	0	0	0	0	0	0	1	0	0	0	0	2	0	1	0	0	4	0.4
C74-75	Other Endocrine Gland	0	1	0	0	0	0	0	0	0	0	0	0	0	1	0	0	2	0.2
C76	Oth ILL Def. Sites	0	0	0	0	0	0	0	0	0	0	0	0	0	0	1	0	1	0.1
C77	Lymph Nodes	0	0	1	0	0	0	0	0	0	2	2	3	4	2	1	2	17	1.7
C78	Sec Resp & Dig Organs	0	0	0	0	0	0	0	0	1	0	1	0	0	1	1	2	6	0.6
C79	Sec. Others	0	1	0	0	0	0	0	0	1	0	0	1	0	0	1	0	4	0.4
C80	Unknown Primary	0	0	1	0	1	2	4	5	3	3	3	7	3	4	3	6	45	4.5
C81	Hodgkin Lymphoma	0	0	2	2	2	2	1	0	1	2	5	0	0	0	0	2	19	1.9
C82-85	N.H .Lymphoma	0	3	0	2	0	2	1	1	0	3	3	2	1	2	1	1	22	2.2
C90	Multiple Myeloma	0	0	0	0	0	0	0	1	0	1	1	1	1	2	2	2	11	1.1
C91	Lymphoid Leukemia	4	4	3	1	2	2	1	0	0	1	0	0	1	0	3	2	24	2.4
C92	Myeloid Leukemia	0	0	0	1	3	4	0	1	1	2	0	3	0	1	2	0	18	1.8
C93-95	Other Leukemia	2	0	0	2	1	1	1	0	0	0	0	2	1	0	0	0	10	1.0
Total		8	13	10	15	19	31	46	61	72	89	130	105	116	111	85	91	1002	100.0

Table 19: Number of Incident Cases of Cancer by Age and Site (ICD-10), with Percentages, Nagpur 2010, Female.

ICD10	SITE	0	5	10	15	20	25	30	35	40	45	50	55	60	65	70	75	Total	%
C00	Lip	0	0	0	0	0	0	0	0	0	1	0	0	0	0	1	0	2	0.2
C01-02	Tongue	0	0	0	0	1	0	0	0	3	5	5	1	6	1	1	1	24	2.2
C03-06	Mouth	0	0	0	0	0	1	3	1	7	7	7	5	7	7	6	6	57	5.2
C07-08	Salivary Gland	0	0	0	0	0	1	0	0	1	1	0	0	0	1	0	0	4	0.4
C11	Nasopharynx	0	0	0	0	0	0	0	0	1	1	0	1	0	0	0	0	3	0.3
C12-13	Hypopharynx	0	0	0	0	0	0	0	1	2	2	0	0	1	0	1	1	8	0.7
C15	Oesophagus	0	0	0	0	0	0	2	5	2	11	6	7	3	8	5	1	50	4.5
C16	Stomach	0	0	0	0	0	1	2	0	2	3	3	3	1	4	2	1	22	2.0
C18	Colon	0	0	0	0	0	0	0	1	1	3	2	5	0	0	3	1	16	1.4
C19-21	Rectum	0	0	0	0	1	0	0	0	5	2	4	3	4	3	4	1	27	2.4
C22	Liver	0	0	0	0	0	2	1	1	1	1	0	0	4	1	0	1	12	1.1
C23-24	Gall Bladder	0	0	0	0	0	0	1	0	3	0	1	1	2	3	2	1	14	1.3
C25	Pancreas	0	0	0	0	0	0	0	0	0	0	0	0	1	1	0	2	4	0.4
C30-31	Nose,Sinuses	0	0	0	0	0	0	0	0	2	1	0	0	0	1	0	0	4	0.4
C32	Larynx	0	0	0	0	0	1	0	0	1	0	0	1	0	3	1	1	8	0.7
C33-34	Lung	0	0	0	0	1	0	1	2	1	4	2	0	4	4	1	3	23	2.1
C37-38	Mediastinum,Pleura	0	0	0	0	0	0	0	0	0	2	0	0	0	0	0	0	2	0.2
C40-41	Bone	0	1	1	0	0	0	0	2	0	0	0	0	3	1	0	0	8	0.7
C44	Skin Others	0	0	0	1	0	0	1	1	2	0	2	0	1	2	0	1	11	1.0
C48	Retroperitoneum	0	0	0	0	0	0	0	0	0	2	0	0	1	0	0	0	3	0.3
C49	Conn. & Soft Tissue	0	0	0	1	0	0	2	2	2	0	1	1	0	1	1	0	11	1.0
C50	Breast	0	0	0	2	0	5	16	32	46	69	52	36	42	17	16	14	347	31.4
C51-52	Other Female Genital Organs	0	0	0	0	0	1	1	1	1	1	1	2	2	3	2	0	15	1.4
C53	Cervix	0	0	0	0	0	1	4	12	17	20	18	21	22	15	9	16	155	14.0
C54	Corpus Uteri	0	0	0	0	1	0	1	1	2	1	2	4	6	4	1	2	25	2.3
C55	Uterus	0	0	0	0	0	0	0	0	0	2	1	0	0	0	0	2	5	0.5
C56	Ovary	0	0	0	2	0	1	4	4	5	6	6	8	10	5	1	3	55	5.0
C64-65	Kidney	1	0	0	0	0	1	0	0	0	0	1	1	2	0	1	0	7	0.6
C66-68	Urinary Bladder	0	0	0	0	0	1	0	0	0	0	0	1	0	1	1	1	5	0.5
C70-72	Brain	2	1	1	2	1	0	0	4	1	3	3	2	0	1	0	0	21	1.9
C73	Thyroid	0	0	1	1	3	0	2	2	3	3	0	1	2	1	0	0	19	1.7
C76	Oth ILL Def. Sites	0	0	0	0	0	0	0	0	0	1	0	0	0	0	0	0	1	0.1
C77	Lymph Nodes	0	0	0	0	0	0	0	0	0	0	0	0	2	1	0	0	3	0.3
C78	Sec Resp & Dig Organs	0	0	0	0	0	0	0	1	0	0	1	0	1	2	0	1	6	0.5
C79	Sec. Others	0	0	0	0	0	0	0	0	0	0	0	1	0	1	0	0	2	0.2
C80	Unknown Primary	0	1	1	2	2	1	3	2	6	8	5	5	4	4	2	1	47	4.2
C81	Hodgkin Lymphoma	0	1	0	0	1	0	2	1	3	1	0	0	0	1	0	1	11	1.0
C82-85	N.H .Lymphoma	1	0	0	1	0	0	2	2	3	4	2	2	2	2	2	0	23	2.1
C90	Multiple Myeloma	0	0	0	0	0	0	0	0	0	0	0	2	2	1	0	0	5	0.5
C91	Lymphoid Leukemia	1	3	0	1	0	0	1	0	0	2	1	1	0	0	0	0	10	0.9
C92	Myeloid Leukemia	0	1	0	1	0	2	5	2	4	5	1	0	3	0	2	1	27	2.4
C93-95	Other Leukemia	0	0	0	0	1	0	1	0	1	0	0	0	1	0	0	0	4	0.4
Total		5	8	4	14	12	19	55	80	128	172	127	115	139	100	65	63	1106	100.0

Table 20: Number of Incident Cases of Cancer by Age and Site (ICD-10), with Percentages, Nagpur 2011, Male.

ICD10	SITE	0	5	10	15	20	25	30	35	40	45	50	55	60	65	70	75	Total	%
C00	Lip	0	0	0	0	0	0	0	0	3	0	2	3	3	0	0	0	11	0.9
C01-02	Tongue	0	0	0	0	0	2	8	11	12	9	11	7	9	6	3	5	83	7.0
C03-06	Mouth	1	1	0	0	2	5	18	18	23	22	23	29	11	19	8	8	188	15.9
C07-08	Salivary Gland	0	0	0	0	0	0	0	1	0	0	1	0	1	3	1	0	7	0.6
C09-10	Oropharynx	0	0	0	0	0	0	0	0	1	2	2	5	3	0	3	3	19	1.6
C11	Nasopharynx	0	0	0	0	0	0	0	0	0	0	2	0	0	0	0	0	2	0.2
C12-13	Hypopharynx	1	0	0	0	0	0	1	1	2	2	5	2	8	6	5	2	35	3.0
C14	Other Oral	0	0	0	0	0	0	0	0	0	2	0	2	1	1	0	0	6	0.5
C15	Oesophagus	0	0	0	0	0	0	0	2	0	5	12	11	7	11	11	9	68	5.8
C16	Stomach	0	0	0	0	0	0	1	2	2	2	8	3	7	7	5	5	42	3.6
C17	Small Intestine	0	0	0	0	0	0	0	0	0	0	0	0	0	1	0	0	1	0.1
C18	Colon	0	0	0	0	0	0	1	2	1	4	6	3	4	3	3	4	31	2.6
C19-21	Rectum	0	0	0	1	0	3	2	2	4	3	3	3	1	4	4	2	32	2.7
C22	Liver	1	0	0	0	0	0	0	0	3	4	4	5	3	3	1	2	26	2.2
C23-24	Gall Bladder	0	0	0	0	0	0	0	0	3	2	2	2	3	1	4	5	22	1.9
C25	Pancreas	0	0	0	0	0	0	0	3	3	2	2	2	0	1	0	2	15	1.3
C30-31	Nose, Sinuses	0	0	0	0	1	0	0	0	0	0	1	0	2	1	2	0	7	0.6
C32	Larynx	0	0	0	0	0	0	1	0	4	5	7	10	9	11	9	6	62	5.2
C33-34	Lung	0	0	0	0	0	0	2	0	4	4	12	12	21	12	16	7	90	7.6
C37-38	Mediastinum, Pleura	0	0	0	0	0	0	0	1	0	0	0	0	0	0	0	0	1	0.1
C40-41	Bone	0	1	1	3	0	0	2	1	2	2	1	1	1	0	0	0	15	1.3
C43	Skin Melanoma	0	0	0	0	0	0	2	0	0	0	0	0	1	0	2	0	5	0.4
C44	Skin Others	0	0	0	0	0	1	0	2	0	2	1	1	0	2	2	1	12	1.0
C49	Conn. & Soft Tissue	0	0	0	1	0	2	2	0	0	1	4	2	4	1	1	3	21	1.8
C50	Breast	0	0	0	0	0	0	0	0	1	0	6	2	2	4	0	0	15	1.3
C60	Penis	0	0	0	0	0	0	0	1	3	1	3	3	3	2	1	1	18	1.5
C61	Prostate	0	0	0	0	0	0	0	0	0	0	0	1	7	7	9	7	31	2.6
C62	Testis	0	0	0	1	0	4	1	1	1	0	1	0	0	1	0	3	13	1.1
C64-65	Kidney	3	1	0	0	1	0	0	1	0	1	3	2	1	1	0	2	16	1.4
C66-68	Urinary Bladder	0	0	0	0	0	0	0	1	4	5	0	5	5	4	2	2	28	2.4
C70-72	Brain	3	1	2	1	0	2	3	4	3	5	1	1	1	0	1	1	29	2.5
C73	Thyroid	0	0	0	0	0	0	0	2	1	1	1	1	1	0	0	0	7	0.6
C74-75	Other Endocrine Gland	0	0	1	0	0	0	0	0	0	0	0	0	0	0	0	0	1	0.1
C77	Lymph Nodes	0	0	0	0	0	0	1	1	4	1	3	2	3	8	2	2	27	2.3
C78	Sec Resp & Dig Organs	0	0	0	0	0	0	0	1	3	0	2	1	2	0	2	0	11	0.9
C79	Sec. Others	0	0	0	0	0	0	0	0	0	1	0	2	0	1	0	0	4	0.3
C80	Unknown Primary	0	0	0	1	1	2	2	2	4	5	8	9	9	6	4	4	57	4.8
C81	Hodgkin Lymphoma	0	0	0	0	1	2	0	0	1	0	1	1	0	1	1	0	8	0.7
C82-85	N.H. Lymphoma	1	4	2	1	2	0	1	2	1	1	7	4	3	1	4	2	36	3.0
C90	Multiple Myeloma	0	0	0	0	0	0	0	0	0	0	1	4	1	0	0	4	10	0.8
C91	Lymphoid Leukemia	5	8	6	4	1	2	2	1	0	0	1	0	2	1	0	0	33	2.8
C92	Myeloid Leukemia	0	0	0	2	1	2	1	2	3	1	6	2	2	1	1	0	24	2.0
C93-95	Other Leukemia	0	2	0	0	0	2	1	3	2	0	0	0	0	0	0	2	12	1.0
Total		15	18	12	15	10	29	52	68	98	95	153	143	141	131	107	94	1181	100.0

Table 21: Number of Incident Cases of Cancer by Age and Site (ICD-10), with Percentages, Nagpur 2011, Female.

ICD10	SITE	0	5	10	15	20	25	30	35	40	45	50	55	60	65	70	75	Total	%
C00	Lip	0	0	0	0	0	0	0	0	0	0	0	0	1	1	1	0	3	0.2
C01-02	Tongue	0	0	0	0	0	0	2	1	4	3	9	3	2	0	2	2	28	2.3
C03-06	Mouth	0	2	1	3	3	1	0	5	8	9	7	6	7	16	6	5	79	6.4
C07-08	Salivary Gland	0	0	0	1	0	0	0	0	0	1	1	0	0	0	0	0	3	0.2
C09-10	Oropharynx	0	0	0	0	0	0	0	0	0	1	1	0	0	0	0	0	2	0.2
C11	Nasopharynx	0	0	0	1	0	0	0	1	0	0	1	0	0	0	0	0	3	0.2
C12-13	Hypopharynx	0	0	0	0	0	0	1	0	3	2	2	1	1	0	1	1	12	1.0
C14	Other Oral	0	0	0	0	0	0	1	0	0	0	0	0	1	0	0	0	2	0.2
C15	Oesophagus	0	0	0	0	0	0	0	1	6	5	3	5	9	10	6	10	55	4.4
C16	Stomach	0	0	0	1	0	0	2	0	10	5	2	1	5	2	3	0	31	2.5
C18	Colon	0	0	0	0	0	1	0	1	2	3	0	1	3	5	0	1	17	1.4
C19-21	Rectum	0	0	0	1	1	0	1	2	1	4	2	2	2	3	3	2	24	1.9
C22	Liver	0	0	0	0	0	0	0	1	0	2	3	2	2	2	2	0	14	1.1
C23-24	Gall Bladder	0	0	0	0	0	1	0	2	2	4	1	1	2	0	0	3	16	1.3
C25	Pancreas	0	0	0	1	0	0	1	0	0	1	1	1	0	2	1	0	8	0.6
C30-31	Nose, Sinuses	0	0	0	0	0	0	0	1	1	0	1	0	0	0	0	1	4	0.3
C32	Larynx	0	0	0	0	0	1	0	1	0	3	0	3	1	1	0	0	10	0.8
C33-34	Lung	0	0	0	0	0	2	0	0	5	4	8	6	8	3	6	1	43	3.5
C37-38	Mediastinum, Pleura	0	0	0	0	0	0	0	0	0	0	0	0	0	1	0	0	1	0.1
C40-41	Bone	1	2	3	0	0	0	1	0	1	0	2	0	1	1	0	1	13	1.1
C43	Skin Melanoma	0	0	0	0	0	0	0	0	1	0	0	0	1	3	0	0	5	0.4
C44	Skin Others	0	0	0	0	0	0	1	2	1	1	2	1	3	0	1	0	12	1.0
C47	Nervous System	0	0	0	0	0	0	0	0	1	0	0	0	0	0	0	0	1	0.1
C49	Conn. & Soft Tissue	0	0	0	0	1	2	1	0	3	2	0	0	2	1	1	0	13	1.1
C50	Breast	0	0	0	0	1	7	12	31	61	61	57	34	31	31	14	24	364	29.4
C51-52	Other Female Genital Organs	0	0	0	0	0	0	0	0	1	1	1	1	1	0	0	1	6	0.5
C53	Cervix	0	0	0	1	1	2	16	13	10	22	13	21	32	22	4	6	163	13.2
C54	Corpus Uteri	0	0	0	0	0	0	1	0	0	4	4	6	5	4	3	1	28	2.3
C56	Ovary	0	0	0	5	4	3	4	9	10	5	11	7	8	8	4	2	80	6.5
C57-58	Other Unsp. Female Genital Organs	1	0	0	0	0	0	0	0	0	0	0	1	0	0	0	0	2	0.2
C64-65	Kidney	0	1	0	1	1	1	1	0	0	0	1	1	1	0	0	1	9	0.7
C66-68	Urinary Bladder	0	0	0	0	0	0	0	0	0	1	0	2	0	1	0	1	5	0.4
C70-72	Brain	2	2	2	3	1	2	1	3	2	4	2	1	1	2	0	0	28	2.3
C73	Thyroid	0	0	0	0	0	1	0	1	1	3	0	0	0	4	1	2	13	1.1
C76	Oth ILL Def. Sites	0	0	0	0	0	0	0	0	0	0	0	0	0	0	0	1	1	0.1
C77	Lymph Nodes	0	0	0	0	0	0	0	1	1	2	0	2	0	0	1	0	7	0.6
C78	Sec Resp & Dig Organs	0	1	0	2	0	0	1	0	1	1	3	1	0	0	3	2	15	1.2
C79	Sec. Others	0	0	0	0	1	0	0	0	0	0	1	1	0	1	0	0	4	0.3
C80	Unknown Primary	0	0	0	1	0	1	1	4	3	5	6	4	7	5	3	3	43	3.5
C81	Hodgkin Lymphoma	0	0	1	0	2	0	0	1	1	0	0	0	1	0	0	0	6	0.5
C82-85	N.H. Lymphoma	0	0	1	2	1	0	0	1	2	2	3	0	2	4	2	2	22	1.8
C90	Multiple Myeloma	0	0	0	0	0	0	1	1	0	0	0	0	3	1	0	0	6	0.5
C91	Lymphoid Leukemia	3	0	0	2	1	1	0	1	1	0	0	1	0	0	0	0	10	0.8
C92	Myeloid Leukemia	1	0	1	1	0	0	1	7	1	2	1	0	2	1	0	0	18	1.5
C93-95	Other Leukemia	0	0	1	0	1	0	1	0	2	0	0	0	2	0	0	1	8	0.6
Total		8	8	10	26	19	26	51	91	146	163	149	116	147	135	68	74	1237	100.0

Table 22: Number of Incident Cases of Cancer by Age and Site (ICD-10), with Percentages, Nagpur 2012, Male.

ICD10	SITE	0	5	10	15	20	25	30	35	40	45	50	55	60	65	70	75	Total	%
C00	Lip	0	0	0	0	1	0	2	0	0	0	0	1	1	2	3	0	10	0.9
C01-02	Tongue	0	0	0	0	0	3	14	16	15	10	7	6	10	9	3	5	98	8.5
C03-06	Mouth	0	0	0	0	2	8	16	17	23	22	27	19	17	14	5	6	176	15.2
C07-08	Salivary Gland	0	0	0	0	0	0	1	1	0	0	1	0	0	0	0	0	3	0.3
C09-10	Oropharynx	0	0	0	0	0	0	0	0	3	0	1	5	5	5	2	3	24	2.1
C11	Nasopharynx	0	0	0	0	0	0	0	0	0	0	0	1	1	0	0	0	2	0.2
C12-13	Hypopharynx	0	0	0	0	0	0	1	2	1	1	2	9	2	2	2	3	25	2.2
C14	Other Oral	0	0	0	0	0	0	0	0	0	0	1	2	2	0	0	0	5	0.4
C15	Oesophagus	0	0	1	0	0	0	0	1	2	6	14	6	11	13	14	15	83	7.2
C16	Stomach	0	0	0	0	0	0	2	2	5	3	9	5	2	6	6	3	43	3.7
C18	Colon	0	0	0	0	0	0	2	1	3	4	4	7	5	2	0	3	31	2.7
C19-21	Rectum	0	0	0	0	2	0	3	2	2	4	4	5	7	3	2	5	39	3.4
C22	Liver	0	0	0	0	0	0	1	0	2	5	5	3	4	6	3	3	32	2.8
C23-24	Gall Bladder	0	0	0	0	0	0	0	0	1	3	2	1	3	1	2	2	15	1.3
C25	Pancreas	0	0	0	0	0	1	0	1	0	4	2	0	0	3	4	0	15	1.3
C30-31	Nose,Sinuses	0	0	0	1	0	0	0	0	0	2	1	0	0	0	0	0	4	0.3
C32	Larynx	0	0	0	0	0	0	1	0	3	6	12	9	11	12	10	7	71	6.1
C33-34	Lung	0	0	0	0	0	0	1	3	0	8	6	11	11	16	10	8	74	6.4
C37-38	Mediastinum,Pleura	0	0	0	0	0	0	0	0	0	0	0	0	0	0	0	1	1	0.1
C40-41	Bone	0	0	0	9	3	2	0	1	0	3	1	1	0	1	0	1	22	1.9
C43	Skin Melanoma	0	0	0	0	0	0	0	0	0	1	0	0	1	1	0	1	4	0.3
C44	Skin Others	0	0	1	0	2	2	2	0	0	3	1	0	1	0	4	2	18	1.6
C49	Conn. & Soft Tissue	0	1	1	2	0	1	0	2	0	2	0	2	1	2	0	2	16	1.4
C50	Breast	0	0	0	0	0	0	1	1	2	2	5	4	6	1	2	2	26	2.3
C60	Penis	0	0	0	0	1	1	2	0	3	2	4	1	4	1	0	1	20	1.7
C61	Prostate	0	0	0	0	0	0	0	0	0	0	2	1	4	4	8	7	26	2.3
C62	Testis	0	0	0	0	4	3	1	1	0	0	0	1	0	0	0	0	10	0.9
C64-65	Kidney	4	0	0	0	1	0	0	1	0	0	3	0	2	1	1	0	13	1.1
C66-68	Urinary Bladder	0	0	0	0	0	0	0	0	0	0	2	1	3	5	4	5	20	1.7
C70-72	Brain	1	2	1	0	2	2	3	3	4	3	2	2	0	3	1	1	30	2.6
C73	Thyroid	0	0	0	0	0	1	1	0	2	0	0	1	1	2	0	0	8	0.7
C74-75	Other Endocrine Gland	0	0	0	0	0	0	0	0	0	0	0	1	1	1	0	0	3	0.3
C77	Lymph Nodes	0	0	0	0	0	0	0	2	3	1	4	4	3	1	3	5	26	2.3
C78	Sec Resp & Dig Organs	0	0	0	0	2	0	1	0	3	5	1	1	3	3	1	4	24	2.1
C79	Sec. Others	0	0	0	0	1	0	0	0	0	0	0	0	0	2	2	1	6	0.5
C80	Unknown Primary	0	0	0	0	0	4	2	2	2	7	3	3	5	5	5	4	42	3.6
C81	Hodgkin Lymphoma	1	2	3	0	0	0	0	0	0	2	2	0	3	1	1	1	16	1.4
C82-85	N.H .Lymphoma	0	0	1	2	2	2	3	2	2	1	2	2	2	0	2	2	25	2.2
C90	Multiple Myeloma	0	0	0	0	0	0	0	0	0	0	0	1	1	3	1	1	7	0.6
C91	Lymphoid Leukemia	3	1	5	1	2	0	2	0	0	1	2	0	1	0	2	0	20	1.7
C92	Myeloid Leukemia	2	0	0	1	1	0	1	1	3	2	2	2	2	1	0	1	19	1.6
C93-95	Other Leukemia	0	0	1	0	0	0	0	0	0	0	0	0	0	0	1	1	3	0.3
Total		11	6	14	16	26	30	63	62	84	113	134	118	136	132	104	106	1155	100.0



Table 23: Number of Incident Cases of Cancer by Age and Site (ICD-10), with Percentages, Nagpur 2012, Female.

ICD10	SITE	0	5	10	15	20	25	30	35	40	45	50	55	60	65	70	75	Total	%
C00	Lip	0	0	0	0	0	0	0	1	3	0	1	0	0	0	0	0	5	0.4
C01-02	Tongue	0	0	0	0	0	0	1	1	4	4	6	6	2	1	1	4	30	2.5
C03-06	Mouth	0	0	0	0	1	0	1	2	10	10	8	8	10	8	4	3	65	5.5
C07-08	Salivary Gland	0	1	0	0	1	0	1	0	0	2	0	1	0	0	0	0	6	0.5
C09-10	Oropharynx	0	0	0	0	0	0	1	0	1	0	0	0	0	1	0	0	3	0.3
C11	Nasopharynx	0	0	0	0	1	0	0	0	0	0	0	0	0	1	0	0	2	0.2
C12-13	Hypopharynx	0	0	0	0	0	0	4	1	3	2	3	0	2	1	1	2	19	1.6
C14	Other Oral	0	0	0	0	0	0	0	0	0	0	1	1	0	0	0	0	2	0.2
C15	Oesophagus	0	0	0	1	1	0	2	3	7	3	4	7	9	9	5	8	59	5.0
C16	Stomach	0	0	0	0	1	0	0	0	1	3	3	1	4	4	2	1	20	1.7
C18	Colon	0	0	0	0	0	0	0	2	4	4	0	1	2	3	2	3	21	1.8
C19-21	Rectum	0	0	0	0	0	2	0	0	1	1	3	1	2	2	2	0	14	1.2
C22	Liver	0	0	0	1	1	0	0	0	0	0	2	1	2	0	4	3	14	1.2
C23-24	Gall Bladder	0	0	0	0	0	1	0	0	1	0	2	1	2	2	1	2	12	1.0
C25	Pancreas	1	0	0	0	0	0	0	0	1	0	0	0	1	2	1	0	6	0.5
C30-31	Nose,Sinuses	0	0	0	0	0	0	0	0	1	0	0	1	0	0	0	0	2	0.2
C32	Larynx	0	0	0	0	0	0	0	0	1	0	1	0	2	1	0	0	5	0.4
C33-34	Lung	0	0	0	0	1	2	2	1	3	3	3	5	4	7	7	3	41	3.5
C37-38	Mediastinum,Pleura	0	0	0	0	0	0	0	0	0	0	0	0	1	0	0	0	1	0.1
C40-41	Bone	1	1	2	3	3	2	1	0	1	0	1	1	2	1	0	2	21	1.8
C43	Skin Melanoma	0	0	0	0	0	0	0	0	0	0	0	0	0	1	0	0	1	0.1
C44	Skin Others	0	0	0	0	1	0	0	0	0	3	1	1	0	0	2	1	9	0.8
C47	Nervous System	0	0	0	0	1	0	0	0	0	0	0	0	0	0	0	0	1	0.1
C49	Conn. & Soft Tissue	0	0	2	4	2	0	3	1	0	0	1	1	2	2	0	0	18	1.5
C50	Breast	0	0	0	0	3	6	14	42	51	69	45	41	44	21	22	13	371	31.3
C51-52	Other Female Genital Organs	0	0	0	0	1	0	0	0	1	1	1	2	2	1	4	0	13	1.1
C53	Cervix	0	0	1	0	0	4	5	6	24	18	18	20	28	18	7	12	161	13.6
C54	Corpus Uteri	0	0	0	0	0	0	2	2	4	4	6	1	10	4	1	1	35	3.0
C55	Uterus	0	0	0	0	0	0	0	0	0	0	0	0	0	1	0	0	1	0.1
C56	Ovary	0	0	1	1	3	1	2	3	7	14	13	6	6	7	3	2	69	5.8
C57-58	Other Unsp. Female Genital Organs	0	0	0	0	1	0	0	0	0	0	0	0	0	0	0	0	1	0.1
C64-65	Kidney	1	0	0	0	0	0	0	0	0	2	0	0	1	1	1	0	6	0.5
C66-68	Urinary Bladder	0	0	0	0	0	0	0	0	0	0	1	0	2	1	1	1	6	0.5
C69	Eye	1	0	0	0	1	0	0	0	0	0	0	0	0	0	1	0	3	0.3
C70-72	Brain	1	2	1	0	4	3	3	1	5	4	5	0	0	0	0	1	30	2.5
C73	Thyroid	0	0	0	1	2	1	3	1	1	3	1	1	0	3	0	2	19	1.6
C74-75	Other Endocrine Gland	0	0	0	0	0	0	1	0	0	0	0	0	0	0	0	0	1	0.1
C77	Lymph Nodes	0	0	0	0	0	0	1	0	0	1	2	0	1	1	0	1	7	0.6
C78	Sec Resp & Dig Organs	0	0	0	0	0	0	0	0	1	1	1	1	1	0	0	1	6	0.5
C79	Sec. Others	0	0	2	0	0	0	0	0	2	0	0	0	0	0	1	0	5	0.4
C80	Unknown Primary	0	0	0	0	0	0	0	1	2	1	2	5	2	4	1	2	20	1.7
C81	Hodgkin Lymphoma	0	0	0	0	1	0	0	0	0	0	1	0	0	0	0	0	2	0.2
C82-85	N.H .Lymphoma	0	0	0	2	0	2	0	0	3	2	2	0	4	0	2	3	20	1.7
C90	Multiple Myeloma	0	0	0	0	0	0	0	0	0	1	0	0	0	0	0	0	1	0.1
C91	Lymphoid Leukemia	2	0	2	0	0	0	0	1	0	1	0	0	0	0	0	0	6	0.5
C92	Myeloid Leukemia	1	0	1	1	2	2	2	2	3	4	1	1	0	0	0	1	21	1.8
C93-95	Other Leukemia	0	0	1	1	0	1	0	1	0	0	1	0	0	0	0	0	5	0.4
Total		8	4	13	15	32	27	49	72	146	161	140	115	148	108	76	72	1186	100.0

Table 24: Number of Incident Cases of Cancer by Age and Site (ICD-10), with Percentages, Nagpur 2013, Male.

ICD10	SITE	0	5	10	15	20	25	30	35	40	45	50	55	60	65	70	75	Total	%
C00	Lip	0	0	0	0	0	0	1	0	3	0	0	0	1	3	2	1	11	0.9
C01-02	Tongue	1	1	0	0	1	4	12	11	13	11	4	4	11	8	3	3	87	7.2
C03-06	Mouth	1	0	1	1	2	9	16	21	31	20	27	17	13	16	8	6	189	15.6
C07-08	Salivary Gland	0	0	0	1	0	1	0	2	0	0	0	0	4	0	1	0	9	0.7
C09-10	Oropharynx	0	0	0	0	0	0	0	0	1	1	0	4	2	6	1	1	16	1.3
C11	Nasopharynx	0	0	0	0	1	0	0	0	0	0	1	0	0	0	0	0	2	0.2
C12-13	Hypopharynx	0	0	0	0	0	0	0	0	1	1	2	2	4	7	3	1	21	1.7
C14	Other Oral	0	0	0	0	0	0	0	0	0	0	0	2	0	2	3	3	10	0.8
C15	Oesophagus	0	0	0	0	0	0	0	1	2	8	14	7	16	8	7	13	76	6.3
C16	Stomach	0	0	0	0	0	0	1	0	2	6	7	6	7	3	4	1	37	3.1
C17	Small Intestine	0	0	0	0	0	0	0	0	0	1	0	0	1	0	0	0	2	0.2
C18	Colon	0	0	0	0	1	0	1	0	1	2	0	2	2	1	2	0	12	1.0
C19-21	Rectum	0	0	0	0	1	1	3	2	10	4	3	3	3	8	6	2	46	3.8
C22	Liver	1	0	0	1	0	0	0	0	3	0	3	4	2	7	5	5	31	2.6
C23-24	Gall Bladder	0	0	0	1	0	0	1	0	0	1	2	2	5	1	2	4	19	1.6
C25	Pancreas	0	0	0	0	0	0	1	2	3	0	1	2	2	1	0	2	14	1.2
C30-31	Nose,Sinuses	0	0	0	0	0	0	0	2	2	0	2	0	0	1	0	0	7	0.6
C32	Larynx	0	1	0	0	1	0	0	1	1	8	11	7	18	15	7	5	75	6.2
C33-34	Lung	0	0	0	0	0	1	2	2	1	5	8	11	17	11	12	12	82	6.8
C37-38	Mediastinum,Pleura	0	0	0	0	0	0	0	0	0	1	0	0	0	0	0	1	2	0.2
C40-41	Bone	0	0	0	2	1	0	0	0	3	2	1	0	0	1	1	0	11	0.9
C43	Skin Melanoma	0	0	0	1	0	0	0	0	0	0	1	0	0	0	0	0	2	0.2
C44	Skin Others	0	0	0	0	0	0	0	2	3	1	2	0	3	0	0	1	12	1.0
C47	Nervous System	0	0	0	0	0	0	0	2	0	0	0	0	0	0	0	0	2	0.2
C49	Conn. & Soft Tissue	0	1	0	2	1	1	1	1	1	6	2	1	1	1	1	1	21	1.7
C50	Breast	0	0	0	0	2	0	1	0	1	2	3	2	3	0	3	1	18	1.5
C60	Penis	0	0	0	0	0	1	0	1	2	3	2	2	1	2	2	2	18	1.5
C61	Prostate	0	0	0	0	0	0	0	0	0	1	3	2	6	6	5	8	31	2.6
C62	Testis	0	0	0	0	2	1	3	0	0	2	0	2	0	0	0	1	11	0.9
C63	Other Male Genital Organs	0	0	0	0	0	0	0	0	0	0	0	1	0	0	0	0	1	0.1
C64-65	Kidney	1	0	0	0	1	0	0	0	0	1	3	3	0	1	0	1	11	0.9
C66-68	Urinary Bladder	0	1	0	0	0	0	0	0	3	1	3	7	3	6	6	6	36	3.0
C69	Eye	0	1	0	0	0	0	0	0	0	0	0	0	0	0	0	0	1	0.1
C70-72	Brain	3	2	5	0	1	0	4	5	3	7	5	3	4	2	1	2	47	3.9
C73	Thyroid	0	0	0	0	0	0	0	2	0	1	2	1	0	0	1	0	7	0.6
C77	Lymph Nodes	0	0	0	0	0	0	0	1	1	2	7	5	5	6	4	3	34	2.8
C78	Sec Resp & Dig Organs	0	0	0	0	0	0	0	0	0	0	0	6	0	2	3	1	12	1.0
C79	Sec. Others	0	0	0	0	0	0	1	0	1	1	0	2	1	0	0	2	8	0.7
C80	Unknown Primary	1	0	0	0	0	2	3	2	4	2	3	5	6	3	0	1	32	2.6
C81	Hodgkin Lymphoma	0	0	0	3	1	2	0	2	1	0	0	1	1	1	0	2	14	1.2
C82-85	N.H .Lymphoma	1	0	3	5	2	2	2	1	2	3	2	3	3	5	5	5	44	3.6
C90	Multiple Myeloma	0	0	0	0	0	0	0	1	0	1	1	2	1	1	2	0	9	0.7
C91	Lymphoid Leukemia	3	5	3	2	5	2	4	2	1	2	3	1	3	0	0	2	38	3.1
C92	Myeloid Leukemia	0	2	1	0	2	7	5	1	2	1	3	2	3	1	0	0	30	2.5
C93-95	Other Leukemia	0	2	2	4	1	0	0	1	1	0	1	0	0	0	0	1	13	1.1
Total		12	16	15	23	26	34	62	68	103	108	132	124	152	136	100	100	1211	100.0

Table 25: Number of Incident Cases of Cancer by Age and Site (ICD-10), with Percentages, Nagpur 2013, Female.

ICD10	SITE	0	5	10	15	20	25	30	35	40	45	50	55	60	65	70	75	Total	%
C00	Lip	0	0	0	0	1	0	0	1	0	0	0	0	1	0	0	2	5	0.4
C01-02	Tongue	0	0	0	0	0	3	1	0	8	4	8	7	10	6	0	4	51	4.1
C03-06	Mouth	0	0	0	0	1	1	2	7	6	5	7	1	5	8	9	10	62	5.0
C07-08	Salivary Gland	0	0	0	0	0	0	2	0	0	0	0	0	1	2	0	0	5	0.4
C09-10	Oropharynx	0	0	0	0	0	0	0	0	0	1	0	0	1	1	0	1	4	0.3
C12-13	Hypopharynx	0	0	0	0	0	0	0	0	0	1	3	1	0	0	0	1	6	0.5
C15	Oesophagus	0	0	0	0	0	0	1	2	3	4	3	4	8	7	5	4	41	3.3
C16	Stomach	0	0	0	0	0	0	1	0	0	2	2	1	6	5	1	1	19	1.5
C17	Small Intestine	0	0	0	0	1	0	0	0	1	0	0	0	0	0	0	0	2	0.2
C18	Colon	0	0	0	0	0	0	1	1	1	2	1	2	2	1	1	0	12	1.0
C19-21	Rectum	0	0	0	0	0	2	1	2	1	1	1	3	3	2	1	6	23	1.9
C22	Liver	0	0	0	0	0	0	2	1	1	3	0	1	2	2	1	2	15	1.2
C23-24	Gall Bladder	0	0	0	0	0	0	2	2	2	2	2	4	2	3	2	3	24	1.9
C25	Pancreas	0	0	0	0	0	0	2	0	2	0	1	0	1	1	0	1	8	0.6
C30-31	Nose,Sinuses	0	0	0	1	0	0	0	0	1	1	0	1	0	0	0	2	6	0.5
C32	Larynx	0	0	0	0	0	0	0	0	1	2	3	0	1	2	2	2	13	1.1
C33-34	Lung	0	0	0	0	0	1	0	0	0	4	6	0	3	2	4	4	24	1.9
C40-41	Bone	1	2	3	5	1	1	0	0	0	1	0	0	0	0	0	0	14	1.1
C43	Skin Melanoma	0	0	0	0	0	0	0	0	0	0	0	0	2	0	0	0	2	0.2
C44	Skin Others	0	0	0	0	1	1	0	0	2	1	1	0	1	2	0	2	11	0.9
C49	Conn. & Soft Tissue	1	0	0	0	1	0	1	1	0	0	0	0	1	0	0	2	7	0.6
C50	Breast	0	0	0	4	5	9	21	43	50	65	50	29	58	29	14	23	400	32.4
C51-52	Other Female Genital Organs	0	0	0	0	0	1	0	0	0	1	0	1	2	0	1	2	8	0.6
C53	Cervix	0	0	0	0	0	0	4	11	26	30	17	26	20	13	14	7	168	13.6
C54	Corpus Uteri	0	0	0	0	1	0	1	1	5	5	5	9	5	5	3	0	40	3.2
C55	Uterus	0	0	0	0	0	0	1	3	6	2	0	1	0	0	2	0	15	1.2
C56	Ovary	0	0	2	2	0	2	3	8	12	12	8	6	7	11	6	5	84	6.8
C57-58	Other Unsp. Female Genital Organs	0	2	0	0	0	1	1	0	0	0	0	0	0	0	0	0	4	0.3
C64-65	Kidney	1	0	0	0	0	0	0	0	1	1	0	0	0	1	2	2	8	0.6
C66-68	Urinary Bladder	0	0	0	0	0	0	0	0	0	1	0	2	0	0	1	3	7	0.6
C69	Eye	0	1	0	0	0	0	0	0	0	0	0	0	0	0	0	0	1	0.1
C70-72	Brain	0	0	0	3	1	1	3	2	2	2	1	1	2	5	0	1	24	1.9
C73	Thyroid	0	0	0	0	1	1	2	1	2	2	0	0	2	2	0	1	14	1.1
C74-75	Other Endocrine Gland	0	0	0	0	0	1	2	0	0	0	0	0	0	0	0	0	3	0.2
C77	Lymph Nodes	1	0	0	0	1	0	0	1	0	0	3	0	3	0	1	3	13	1.1
C78	Sec Resp & Dig Organs	0	0	0	0	0	0	1	2	2	0	1	0	1	1	1	1	10	0.8
C79	Sec. Others	0	0	0	0	0	0	0	0	1	1	1	0	1	2	1	0	7	0.6
C80	Unknown Primary	0	0	0	0	2	0	0	0	3	2	2	4	1	2	1	2	19	1.5
C81	Hodgkin Lymphoma	0	0	0	0	0	0	0	0	0	0	2	0	0	0	0	2	4	0.3
C82-85	N.H .Lymphoma	2	1	0	2	0	0	1	1	2	4	1	1	0	1	2	1	19	1.5
C90	Multiple Myeloma	0	0	0	0	0	0	0	0	0	1	1	2	1	0	0	0	5	0.4
C91	Lymphoid Leukemia	0	0	0	3	1	0	0	0	2	2	0	0	1	0	0	0	9	0.7
C92	Myeloid Leukemia	1	0	0	0	1	0	1	2	1	0	1	1	0	1	0	0	9	0.7
C93-95	Other Leukemia	1	1	1	3	1	0	2	0	1	0	0	0	0	0	0	0	10	0.8
Total		8	7	6	23	20	25	59	92	145	165	131	108	154	117	75	100	1235	100.0

Table 26: Number of Incident Cases of Cancer by Age and Site (ICD-10), with Percentages, Nagpur 2014, Male.

ICD10	SITE	0	5	10	15	20	25	30	35	40	45	50	55	60	65	70	75	Total	%
C00	Lip	0	0	0	0	0	0	1	0	0	1	2	0	1	2	1	0	8	0.7
C01-02	Tongue	0	0	0	0	0	2	17	11	16	8	14	8	8	2	3	3	92	7.5
C03-06	Mouth	0	0	1	0	1	7	14	17	34	27	12	17	12	9	11	4	166	13.5
C07-08	Salivary Gland	0	0	0	0	0	0	0	1	0	2	0	1	3	0	0	1	8	0.7
C09-10	Oropharynx	0	0	0	0	0	0	0	2	3	4	2	4	3	0	2	1	21	1.7
C11	Nasopharynx	0	0	0	1	0	1	0	0	0	0	1	0	0	0	1	0	4	0.3
C12-13	Hypopharynx	0	0	0	0	0	0	0	0	2	0	1	2	6	2	1	2	16	1.3
C14	Other Oral	0	0	0	0	1	0	0	0	0	0	0	1	1	3	2	0	8	0.7
C15	Oesophagus	0	0	0	0	0	0	4	3	5	7	11	15	13	8	10	9	85	6.9
C16	Stomach	0	0	0	0	0	0	0	2	3	2	9	4	8	2	3	1	34	2.8
C18	Colon	0	0	0	0	1	0	2	0	1	0	1	5	5	2	4	5	26	2.1
C19-21	Rectum	0	0	0	2	2	1	1	1	1	2	4	4	6	5	6	2	37	3.0
C22	Liver	0	1	0	0	0	0	1	1	1	0	7	5	4	3	2	3	28	2.3
C23-24	Gall Bladder	0	0	0	0	0	1	0	0	0	4	5	2	6	3	2	2	25	2.0
C25	Pancreas	0	0	0	0	0	0	0	0	1	2	0	1	1	0	0	1	6	0.5
C30-31	Nose,Sinuses	0	0	0	0	0	1	0	0	0	0	2	2	1	0	0	0	6	0.5
C32	Larynx	0	0	0	0	0	1	1	1	3	7	2	8	12	11	6	6	58	4.7
C33-34	Lung	0	0	0	0	0	2	1	1	0	7	10	9	12	11	11	7	71	5.8
C40-41	Bone	0	0	2	2	3	2	0	0	1	1	1	0	2	1	2	1	18	1.5
C43	Skin Melanoma	0	0	0	0	0	0	0	0	0	0	0	0	1	1	1	0	3	0.2
C44	Skin Others	1	0	0	0	0	1	0	1	3	3	2	4	3	1	1	3	23	1.9
C47	Nervous System	0	0	0	0	0	0	0	0	1	0	0	0	0	0	0	0	1	0.1
C49	Conn. & Soft Tissue	0	2	0	2	2	1	0	1	1	1	2	0	1	3	0	1	17	1.4
C50	Breast	0	0	0	0	0	0	0	1	2	0	5	2	3	3	1	2	19	1.5
C60	Penis	0	0	0	0	0	0	1	2	1	3	0	3	2	3	2	0	17	1.4
C61	Prostate	0	0	0	0	0	0	0	0	0	2	1	3	4	8	9	5	32	2.6
C62	Testis	0	0	0	0	1	2	3	1	0	0	0	1	0	0	1	2	11	0.9
C64-65	Kidney	1	0	0	0	0	0	0	0	0	2	1	3	3	1	1	3	15	1.2
C66-68	Urinary Bladder	0	0	0	0	0	1	0	1	0	1	3	3	3	3	5	2	22	1.8
C70-72	Brain	1	1	2	2	2	1	0	4	4	6	1	3	3	3	4	2	39	3.2
C73	Thyroid	0	0	0	0	1	0	0	0	2	1	1	3	1	2	0	1	12	1.0
C77	Lymph Nodes	0	1	0	0	0	1	0	3	1	1	4	2	4	6	2	2	27	2.2
C78	Sec Resp & Dig Organs	0	0	0	0	0	0	0	0	0	0	1	3	1	1	0	1	7	0.6
C79	Sec. Others	0	0	0	0	0	0	0	0	0	1	2	0	0	0	0	0	3	0.2
C80	Unknown Primary	1	0	1	1	2	5	7	10	5	16	25	14	15	11	5	5	123	10.0
C81	Hodgkin Lymphoma	0	2	1	0	0	1	0	0	1	1	1	0	1	1	0	0	9	0.7
C82-85	N.H .Lymphoma	0	0	1	0	4	1	4	1	4	3	5	5	4	6	4	5	47	3.8
C90	Multiple Myeloma	0	0	0	0	0	0	0	0	1	2	0	2	1	0	0	1	7	0.6
C91	Lymphoid Leukemia	3	3	7	0	2	3	0	0	1	0	0	0	0	0	0	1	20	1.6
C92	Myeloid Leukemia	0	2	2	1	2	2	5	4	2	3	4	2	1	1	0	3	34	2.8
C93-95	Other Leukemia	1	5	2	1	2	1	1	2	2	0	1	2	2	0	0	0	22	1.8
Total		8	17	19	12	26	38	63	71	102	120	143	143	157	118	103	87	1227	100.0

Table 27: Number of Incident Cases of Cancer by Age and Site (ICD-10), with Percentages, Nagpur 2014, Female.

ICD10	SITE	0	5	10	15	20	25	30	35	40	45	50	55	60	65	70	75	Total	%
C00	Lip	0	0	0	0	0	0	0	0	0	0	1	1	0	1	0	1	4	0.3
C01-02	Tongue	0	0	0	0	0	0	1	0	2	7	5	2	6	0	2	1	26	2.2
C03-06	Mouth	0	0	0	0	0	1	0	2	3	6	8	9	5	11	9	8	62	5.3
C07-08	Salivary Gland	0	0	0	0	0	0	0	1	1	1	0	0	0	0	0	1	4	0.3
C09-10	Oropharynx	0	0	0	0	0	0	0	1	0	0	0	0	1	0	1	0	3	0.3
C11	Nasopharynx	0	0	0	0	0	0	0	0	0	0	0	2	0	0	0	0	2	0.2
C12-13	Hypopharynx	0	0	0	0	0	1	0	0	0	4	1	1	1	1	1	1	11	0.9
C14	Other Oral	0	0	0	0	0	0	0	0	0	1	1	0	0	1	0	2	5	0.4
C15	Oesophagus	1	0	0	1	0	0	0	2	2	4	5	2	4	1	4	7	33	2.8
C16	Stomach	0	0	0	0	0	0	1	1	1	4	6	3	5	2	0	1	24	2.0
C17	Small Intestine	0	0	0	0	0	0	1	0	0	0	0	0	0	0	0	0	1	0.1
C18	Colon	0	0	0	0	1	0	1	1	1	2	2	2	3	0	0	1	14	1.2
C19-21	Rectum	0	0	0	0	0	0	1	2	0	2	3	0	4	0	2	2	16	1.4
C22	Liver	0	1	0	0	0	0	2	0	1	2	1	1	2	1	1	1	13	1.1
C23-24	Gall Bladder	0	0	0	0	0	0	0	0	2	1	1	2	1	2	0	4	13	1.1
C25	Pancreas	0	0	0	0	0	0	0	0	1	3	0	1	1	1	0	0	7	0.6
C30-31	Nose, Sinuses	0	0	0	0	0	0	0	0	0	0	0	0	1	0	0	1	2	0.2
C32	Larynx	0	0	0	0	0	0	0	1	1	1	0	1	1	1	0	1	7	0.6
C33-34	Lung	0	0	0	0	0	0	1	1	2	1	1	4	4	5	4	2	25	2.1
C40-41	Bone	0	0	0	1	0	0	0	2	0	0	0	0	0	0	0	1	4	0.3
C43	Skin Melanoma	0	0	0	0	0	0	0	1	0	0	0	0	0	1	0	0	2	0.2
C44	Skin Others	0	0	0	0	0	0	0	3	2	4	2	2	3	0	0	1	17	1.5
C47	Nervous System	0	0	0	0	0	0	0	0	0	0	0	0	1	0	0	0	1	0.1
C49	Conn. & Soft Tissue	0	0	0	0	1	2	1	3	0	0	2	1	1	0	0	0	11	0.9
C50	Breast	0	0	1	1	6	4	23	28	67	43	46	34	26	26	13	21	339	28.9
C51-52	Other Female Genital Organs	0	0	0	0	0	0	0	0	1	1	2	1	1	0	1	0	7	0.6
C53	Cervix	0	0	0	0	0	0	4	15	20	32	28	17	27	19	6	9	177	15.1
C54	Corpus Uteri	0	0	0	0	0	0	0	1	4	5	8	3	2	5	3	5	36	3.1
C55	Uterus	0	0	0	0	0	0	0	0	0	0	1	0	0	0	0	0	1	0.1
C56	Ovary	0	0	0	1	1	4	4	5	11	8	12	7	9	12	2	5	81	6.9
C57-58	Other Unsp. Female Genital Organs	0	0	0	0	0	0	0	1	0	0	0	0	0	0	0	0	1	0.1
C64-65	Kidney	0	1	0	0	0	0	0	0	0	1	0	0	0	1	0	1	4	0.3
C66-68	Urinary Bladder	0	0	0	0	0	0	0	1	0	0	1	0	0	1	1	0	4	0.3
C70-72	Brain	0	0	1	0	0	3	1	1	1	2	4	0	1	0	1	1	16	1.4
C73	Thyroid	0	0	0	1	3	2	0	0	4	4	2	1	1	1	0	1	20	1.7
C77	Lymph Nodes	0	0	0	0	0	0	1	0	1	2	1	0	0	0	1	0	6	0.5
C78	Sec Resp & Dig Organs	0	0	0	0	0	0	0	0	2	0	0	0	0	0	1	1	4	0.3
C79	Sec. Others	0	0	0	0	0	0	0	0	0	0	0	0	1	0	0	0	1	0.1
C80	Unknown Primary	3	0	0	1	2	3	2	7	13	13	13	6	9	14	6	11	103	8.8
C81	Hodgkin Lymphoma	0	1	0	0	0	0	0	0	0	2	1	0	1	1	0	0	6	0.5
C82-85	N.H. Lymphoma	0	1	0	1	1	0	1	2	1	1	2	3	4	3	2	4	26	2.2
C90	Multiple Myeloma	0	0	0	0	0	0	0	0	0	0	0	4	1	0	0	1	6	0.5
C91	Lymphoid Leukemia	1	0	1	0	0	0	2	0	0	0	0	0	0	0	0	0	4	0.3
C92	Myeloid Leukemia	1	0	0	2	0	2	1	2	2	3	0	0	1	1	1	0	16	1.4
C93-95	Other Leukemia	2	0	0	0	0	0	1	0	0	0	1	0	0	0	1	2	7	0.6
Total		8	4	3	9	15	22	49	84	146	160	161	110	128	112	63	98	1172	100.0

Table 28: Number of Cancer Death by Age and Site (ICD-10), with Percentages, Nagpur 2010 -14, Male.

ICD 10	SITE	0	5	10	15	20	25	30	35	40	45	50	55	60	65	70	75	Total	%
C00	Lip	0	0	0	0	0	0	0	0	1	0	0	0	1	0	0	0	2	0.2
C01-02	Tongue	0	0	0	0	0	2	13	3	13	6	6	6	7	0	4	2	62	5.8
C03-06	Mouth	0	0	0	0	0	5	6	11	20	8	17	13	8	5	4	2	99	9.3
C07-08	Salivary Gland	0	0	0	0	0	0	0	0	1	0	0	0	3	0	0	0	4	0.4
C09-10	Oropharynx	0	0	0	0	0	0	0	0	2	0	1	1	1	3	0	3	11	1.0
C11	Nasopharynx	0	0	0	0	0	0	0	0	1	0	1	0	0	0	0	0	2	0.2
C12-13	Hypopharynx	1	1	0	0	0	0	0	0	1	1	1	2	3	4	0	0	14	1.3
C14	Other Oral	0	0	0	0	0	0	0	0	0	1	0	2	1	0	0	0	4	0.4
C15	Oesophagus	0	0	0	0	0	1	0	0	2	8	6	5	9	6	9	10	56	5.3
C16	Stomach	0	0	0	0	0	0	2	3	3	3	10	5	5	5	4	2	42	4.0
C18	Colon	0	0	0	0	0	0	1	2	2	2	3	3	3	1	3	7	27	2.5
C19-21	Rectum	0	0	0	0	2	0	1	2	1	2	2	3	3	5	1	3	25	2.4
C22	Liver	0	0	0	0	0	0	2	0	2	4	8	3	5	6	4	4	38	3.6
C23-24	Gall Bladder	0	0	0	0	0	0	1	0	0	1	3	0	4	2	3	4	18	1.7
C25	Pancreas	0	0	0	0	0	0	0	0	3	4	1	3	0	2	0	4	17	1.6
C30-31	Nose, Sinuses	0	0	0	0	0	0	0	2	1	1	0	1	1	0	0	0	6	0.6
C32	Larynx	0	0	0	0	0	0	0	1	1	3	9	3	5	7	3	1	33	3.1
C33-34	Lung	0	0	0	0	0	0	0	0	3	9	10	17	16	13	15	6	89	8.4
C37-38	Mediastinum, Pleura	0	0	0	0	0	0	0	1	1	0	0	0	0	0	0	0	2	0.2
C40-41	Bone	0	0	0	3	1	0	0	0	0	2	0	0	0	0	0	0	6	0.6
C43	Skin Melanoma	0	0	0	0	0	0	0	0	0	0	0	0	0	0	1	0	1	0.1
C44	Skin Others	1	0	0	0	0	0	0	0	1	1	0	0	1	0	0	1	5	0.5
C49	Conn. & Soft Tissue	0	1	0	1	0	1	0	1	1	2	0	0	1	0	0	1	9	0.8
C50	Breast	0	0	0	0	0	0	1	0	0	0	2	0	2	2	0	2	9	0.8
C60	Penis	0	0	0	0	0	0	0	0	1	0	1	2	1	0	1	0	6	0.6
C61	Prostate	0	0	0	0	0	0	0	0	0	0	0	3	6	4	2	7	22	2.1
C62	Testis	0	0	0	0	0	3	0	0	0	1	0	0	0	0	1	1	6	0.6
C64-65	Kidney	1	0	0	0	0	0	0	0	1	2	0	2	3	0	1	2	12	1.1
C66-68	Urinary Bladder	0	0	0	0	0	1	1	0	0	1	1	1	4	7	4	3	23	2.2
C69	Eye	0	0	0	0	0	0	0	1	0	0	0	0	0	0	0	0	1	0.1
C70-72	Brain	1	1	4	2	2	3	1	1	8	7	3	3	1	2	2	2	43	4.1
C73	Thyroid	0	0	0	0	0	0	0	0	1	0	0	1	2	1	0	0	5	0.5
C76	Oth ILL Def. Sites	0	0	0	0	0	0	0	1	0	0	0	0	0	0	0	0	1	0.1
C77	Lymph Nodes	0	0	0	0	0	0	0	0	1	3	2	1	0	2	0	1	10	0.9
C78	Sec Resp & Dig Organs	0	1	0	0	0	0	0	1	2	0	3	2	2	2	1	2	16	1.5
C79	Sec. Others	0	0	0	0	0	0	0	0	1	0	0	0	0	0	1	0	2	0.2
C80	Unknown Primary	0	0	2	1	3	7	11	10	10	16	26	25	14	15	7	14	161	15.2
C81	Hodgkin Lymphoma	0	0	0	0	0	0	0	1	0	0	2	0	0	2	1	0	6	0.6
C82-85	N.H .Lymphoma	1	1	2	2	0	0	1	2	2	3	3	2	4	2	4	2	31	2.9
C90	Multiple Myeloma	0	0	0	0	0	0	0	1	1	1	1	4	1	1	0	3	13	1.2
C91	Lymphoid Leukemia	7	7	5	4	2	3	3	1	0	1	1	0	3	0	1	3	41	3.9
C92	Myeloid Leukemia	1	2	2	2	5	4	5	3	5	2	3	4	5	3	2	3	51	4.8
C93-95	Other Leukemia	2	3	2	4	3	0	2	4	1	0	1	2	2	1	0	2	29	2.7
Total		15	17	17	19	18	30	51	52	94	95	127	119	127	103	79	97	1060	100.0

Table 29: Number of Cancer Death by Age and Site (ICD-10), with Percentages, Nagpur 2010 -14, Female.

ICD 10	SITE	0	5	10	15	20	25	30	35	40	45	50	55	60	65	70	75	Total	%
C01-02	Tongue	0	0	0	0	0	0	0	0	2	2	1	2	1	3	0	0	11	1.3
C03-06	Mouth	0	0	0	0	0	1	0	2	5	4	4	3	5	5	5	3	37	4.3
C07-08	Salivary Gland	0	0	0	0	0	0	0	0	0	1	0	0	0	1	0	0	2	0.2
C12-13	Hypopharynx	0	0	0	0	0	2	0	0	1	4	1	0	1	0	0	1	10	1.2
C14	Other Oral	0	0	0	0	0	0	0	0	0	0	0	0	0	0	0	1	1	0.1
C15	Oesophagus	0	0	0	0	0	0	1	3	7	3	5	2	7	4	3	2	37	4.3
C16	Stomach	0	0	0	0	0	0	2	0	4	6	4	2	5	5	2	1	31	3.6
C17	Small Intestine	0	0	0	0	1	0	0	0	0	0	0	0	0	0	0	0	1	0.1
C18	Colon	0	0	0	0	0	0	1	4	1	2	1	1	4	1	3	1	19	2.2
C19-21	Rectum	0	0	0	0	0	0	2	3	1	3	0	1	3	1	2	2	18	2.1
C22	Liver	0	0	0	1	0	0	0	0	1	0	2	1	4	2	1	1	13	1.5
C23-24	Gall Bladder	0	0	0	0	0	0	1	1	3	2	1	4	2	2	1	3	20	2.3
C25	Pancreas	0	0	0	0	0	0	0	0	0	0	0	0	1	1	0	1	3	0.4
C30-31	Nose,Sinuses	0	0	0	0	0	0	0	0	0	0	0	0	0	0	0	1	1	0.1
C32	Larynx	0	0	0	0	0	0	0	0	0	1	1	0	1	0	0	1	4	0.5
C33-34	Lung	0	0	0	0	1	0	1	1	2	1	3	3	3	4	3	5	27	3.2
C37-38	Mediastinum,Pleura	0	0	0	0	0	0	0	0	0	1	0	0	0	0	0	0	1	0.1
C40-41	Bone	0	0	3	0	0	0	0	0	0	1	0	0	1	1	0	3	9	1.1
C43	Skin Melanoma	0	0	0	0	0	0	0	0	0	0	1	0	0	0	0	0	1	0.1
C44	Skin Others	0	0	0	0	0	0	1	0	1	0	1	0	1	0	0	1	5	0.6
C47	Nervous System	0	0	0	0	0	0	0	0	1	0	0	0	0	0	0	0	1	0.1
C49	Conn. & Soft Tissue	0	0	0	0	0	0	3	0	1	0	1	1	1	0	0	0	7	0.8
C50	Breast	0	0	0	1	0	3	8	15	23	28	21	15	13	10	3	14	154	18.1
C51-52	Other Female Genital Orga	0	0	0	0	0	1	0	0	0	1	0	0	0	1	0	0	3	0.4
C53	Cervix	0	0	0	0	0	0	5	1	17	8	9	6	11	10	2	7	76	8.9
C54	Corpus Uteri	0	0	0	0	0	0	0	0	0	1	3	1	1	0	0	1	7	0.8
C55	Uterus	0	0	0	0	0	0	0	0	0	1	0	0	0	0	0	0	1	0.1
C56	Ovary	0	0	2	0	3	0	1	6	6	8	9	4	4	5	5	4	57	6.7
C64-65	Kidney	0	0	0	1	0	1	0	0	0	1	0	0	3	0	0	1	7	0.8
C66-68	Urinary Bladder	0	0	0	0	0	0	0	0	0	0	1	1	0	0	0	1	3	0.4
C70-72	Brain	1	0	0	0	1	2	2	2	3	1	2	1	1	2	0	1	19	2.2
C73	Thyroid	0	0	0	0	0	1	0	1	1	1	1	0	0	0	1	1	7	0.8
C76	Oth ILL Def. Sites	0	0	0	0	0	0	0	0	0	0	0	0	0	0	0	1	1	0.1
C77	Lymph Nodes	0	0	0	0	0	0	0	0	0	0	0	0	1	0	0	0	1	0.1
C78	Sec Resp & Dig Organs	0	1	0	0	0	0	0	1	2	0	3	1	2	1	1	2	14	1.6
C79	Sec. Others	0	0	0	0	0	0	0	0	0	0	0	1	0	0	0	0	1	0.1
C80	Unknown Primary	1	1	0	1	2	3	2	10	15	21	23	15	19	17	7	10	147	17.3
C81	Hodgkin Lymphoma	0	0	0	0	0	0	0	0	0	0	1	0	0	0	0	2	3	0.4
C82-85	N.H .Lymphoma	2	1	0	2	1	1	0	3	2	4	1	0	2	0	4	1	24	2.8
C90	Multiple Myeloma	0	0	0	0	0	0	0	0	0	0	0	2	3	0	0	0	5	0.6
C91	Lymphoid Leukemia	0	3	1	1	1	0	1	1	2	3	0	1	0	0	0	0	14	1.6
C92	Myeloid Leukemia	1	1	1	2	0	1	3	4	4	3	1	0	3	1	2	1	28	3.3
C93-95	Other Leukemia	1	1	2	0	2	0	3	1	4	0	1	0	2	0	1	3	21	2.5
Total		6	8	9	9	12	16	37	59	109	112	102	68	105	77	46	77	852	100.0

Table 30: Average Annual Age-Specific, World Age Adjusted, Truncated (35-64) Death Rates of Cancer Cases Per 100,000 Persons, Nagpur 2010-14, Male.

ICD 10	SITE	0	5	10	15	20	25	30	35	40	45	50	55	60	65	70	75	CR	AAR	TR
C00	Lip	0.0	0.0	0.0	0.0	0.0	0.0	0.0	0.0	0.2	0.0	0.0	0.0	0.5	0.0	0.0	0.0	0.0	0.0	0.1
C01-02	Tongue	0.0	0.0	0.0	0.0	0.0	0.3	2.3	0.6	2.6	1.4	1.7	2.4	3.4	0.0	4.0	1.7	1.0	0.9	1.9
C03-06	Mouth	0.0	0.0	0.0	0.0	0.0	0.8	1.1	2.1	4.0	1.9	4.9	5.2	3.8	3.5	4.0	1.7	1.5	1.4	3.5
C07-08	Salivary Gland	0.0	0.0	0.0	0.0	0.0	0.0	0.0	0.0	0.2	0.0	0.0	0.0	1.4	0.0	0.0	0.0	0.1	0.1	0.2
C09-10	Oropharynx	0.0	0.0	0.0	0.0	0.0	0.0	0.0	0.0	0.4	0.0	0.3	0.4	0.5	2.1	0.0	2.6	0.2	0.2	0.2
C11	Nasopharynx	0.0	0.0	0.0	0.0	0.0	0.0	0.0	0.0	0.2	0.0	0.3	0.0	0.0	0.0	0.0	0.0	0.0	0.0	0.1
C12-13	Hypopharynx	0.2	0.2	0.0	0.0	0.0	0.0	0.0	0.0	0.2	0.2	0.3	0.8	1.4	2.8	0.0	0.0	0.2	0.3	0.4
C14	Other Oral	0.0	0.0	0.0	0.0	0.0	0.0	0.0	0.0	0.0	0.2	0.0	0.8	0.5	0.0	0.0	0.0	0.1	0.1	0.2
C15	Oesophagus	0.0	0.0	0.0	0.0	0.0	0.2	0.0	0.0	0.4	1.9	1.7	2.0	4.3	4.2	8.9	8.6	0.9	1.0	1.5
C16	Stomach	0.0	0.0	0.0	0.0	0.0	0.0	0.4	0.6	0.6	0.7	2.9	2.0	2.4	3.5	4.0	1.7	0.6	0.7	1.4
C18	Colon	0.0	0.0	0.0	0.0	0.0	0.0	0.2	0.4	0.4	0.5	0.9	1.2	1.4	0.7	3.0	6.0	0.4	0.4	0.7
C19-21	Rectum	0.0	0.0	0.0	0.0	0.3	0.0	0.2	0.4	0.2	0.5	0.6	1.2	1.4	3.5	1.0	2.6	0.4	0.4	0.6
C22	Liver	0.0	0.0	0.0	0.0	0.0	0.0	0.4	0.0	0.4	1.0	2.3	1.2	2.4	4.2	4.0	3.4	0.6	0.6	1.1
C23-24	Gall Bladder	0.0	0.0	0.0	0.0	0.0	0.0	0.2	0.0	0.0	0.2	0.9	0.0	1.9	1.4	3.0	3.4	0.3	0.3	0.4
C25	Pancreas	0.0	0.0	0.0	0.0	0.0	0.0	0.0	0.0	0.6	1.0	0.3	1.2	0.0	1.4	0.0	3.4	0.3	0.3	0.5
C30-31	Nose, Sinuses	0.0	0.0	0.0	0.0	0.0	0.0	0.0	0.4	0.2	0.2	0.0	0.4	0.5	0.0	0.0	0.0	0.1	0.1	0.3
C32	Larynx	0.0	0.0	0.0	0.0	0.0	0.0	0.0	0.2	0.2	0.7	2.6	1.2	2.4	4.9	3.0	0.9	0.5	0.6	1.1
C33-34	Lung	0.0	0.0	0.0	0.0	0.0	0.0	0.0	0.0	0.6	2.1	2.9	6.8	7.7	9.1	14.9	5.1	1.4	1.6	2.9
C37-38	Mediastinum, Pleura	0.0	0.0	0.0	0.0	0.0	0.0	0.0	0.2	0.2	0.0	0.0	0.0	0.0	0.0	0.0	0.0	0.0	0.0	0.1
C40-41	Bone	0.0	0.0	0.0	0.5	0.2	0.0	0.0	0.0	0.0	0.5	0.0	0.0	0.0	0.0	0.0	0.0	0.1	0.1	0.1
C43	Skin Melanoma	0.0	0.0	0.0	0.0	0.0	0.0	0.0	0.0	0.0	0.0	0.0	0.0	0.0	0.0	1.0	0.0	0.0	0.0	0.0
C44	Skin Others	0.2	0.0	0.0	0.0	0.0	0.0	0.0	0.0	0.2	0.2	0.0	0.0	0.5	0.0	0.0	0.9	0.1	0.1	0.1
C49	Conn. & Soft Tissue	0.0	0.2	0.0	0.2	0.0	0.2	0.0	0.2	0.2	0.5	0.0	0.0	0.5	0.0	0.0	0.9	0.1	0.1	0.2
C50	Breast	0.0	0.0	0.0	0.0	0.0	0.0	0.2	0.0	0.0	0.0	0.6	0.0	1.0	1.4	0.0	1.7	0.1	0.2	0.2
C60	Penis	0.0	0.0	0.0	0.0	0.0	0.0	0.0	0.0	0.2	0.0	0.3	0.8	0.5	0.0	1.0	0.0	0.1	0.1	0.3
C61	Prostate	0.0	0.0	0.0	0.0	0.0	0.0	0.0	0.0	0.0	0.0	0.0	1.2	2.9	2.8	2.0	6.0	0.3	0.4	0.5
C62	Testis	0.0	0.0	0.0	0.0	0.0	0.5	0.0	0.0	0.0	0.2	0.0	0.0	0.0	0.0	1.0	0.9	0.1	0.1	0.0
C64-65	Kidney	0.2	0.0	0.0	0.0	0.0	0.0	0.0	0.0	0.2	0.5	0.0	0.8	1.4	0.0	1.0	1.7	0.2	0.2	0.4
C66-68	Urinary Bladder	0.0	0.0	0.0	0.0	0.0	0.2	0.2	0.0	0.0	0.2	0.3	0.4	1.9	4.9	4.0	2.6	0.4	0.4	0.4
C69	Eye	0.0	0.0	0.0	0.0	0.0	0.0	0.0	0.2	0.0	0.0	0.0	0.0	0.0	0.0	0.0	0.0	0.0	0.0	0.0
C70-72	Brain	0.2	0.2	0.7	0.3	0.3	0.5	0.2	0.2	1.6	1.7	0.9	1.2	0.5	1.4	2.0	1.7	0.7	0.7	1.0
C73	Thyroid	0.0	0.0	0.0	0.0	0.0	0.0	0.0	0.0	0.2	0.0	0.0	0.4	1.0	0.7	0.0	0.0	0.1	0.1	0.2
C76	Oth ILL Def. Sites	0.0	0.0	0.0	0.0	0.0	0.0	0.0	0.2	0.0	0.0	0.0	0.0	0.0	0.0	0.0	0.0	0.0	0.0	0.0
C77	Lymph Nodes	0.0	0.0	0.0	0.0	0.0	0.0	0.0	0.0	0.2	0.7	0.6	0.4	0.0	1.4	0.0	0.9	0.2	0.2	0.3
C78	Sec Resp & Dig Organs	0.0	0.2	0.0	0.0	0.0	0.0	0.0	0.2	0.4	0.0	0.9	0.8	1.0	1.4	1.0	1.7	0.2	0.3	0.5
C79	Sec. Others	0.0	0.0	0.0	0.0	0.0	0.0	0.0	0.0	0.2	0.0	0.0	0.0	0.0	0.0	1.0	0.0	0.0	0.0	0.0
C80	Unknown Primary	0.0	0.0	0.4	0.2	0.5	1.2	2.0	1.9	2.0	3.8	7.5	10.0	6.7	10.5	6.9	12.0	2.5	2.5	4.9
C81	Hodgkin Lymphoma	0.0	0.0	0.0	0.0	0.0	0.0	0.0	0.2	0.0	0.0	0.6	0.0	0.0	1.4	1.0	0.0	0.1	0.1	0.1
C82-85	N.H. Lymphoma	0.2	0.2	0.4	0.3	0.0	0.0	0.2	0.4	0.4	0.7	0.9	0.8	1.9	1.4	4.0	1.7	0.5	0.5	0.8
C90	Multiple Myeloma	0.0	0.0	0.0	0.0	0.0	0.0	0.0	0.2	0.2	0.2	0.3	1.6	0.5	0.7	0.0	2.6	0.2	0.2	0.4
C91	Lymphoid Leukemia	1.5	1.4	0.9	0.7	0.3	0.5	0.5	0.2	0.0	0.2	0.3	0.0	1.4	0.0	1.0	2.6	0.6	0.7	0.3
C92	Myeloid Leukemia	0.2	0.4	0.4	0.3	0.8	0.7	0.9	0.6	1.0	0.5	0.9	1.6	2.4	2.1	2.0	2.6	0.8	0.8	1.1
C93-95	Other Leukemia	0.4	0.6	0.4	0.7	0.5	0.0	0.4	0.8	0.2	0.0	0.3	0.8	1.0	0.7	0.0	1.7	0.4	0.5	0.5
Total		3.2	3.4	3.1	3.2	2.8	5.0	9.2	9.9	19.0	22.6	36.8	47.8	61.1	72.3	78.3	83.1	16.3	17.1	29.9



Table 30: Average Annual Age-Specific, World Age Adjusted, Truncated (35-64) Death Rates of Cancer Cases Per 100,000 Persons, Nagpur 2010-14, Female.

ICD 10	SITE	0	5	10	15	20	25	30	35	40	45	50	55	60	65	70	75	CR	AAR	TR
C01-02	Tongue	0.0	0.0	0.0	0.0	0.0	0.0	0.0	0.0	0.4	0.5	0.3	0.9	0.5	2.0	0.0	0.0	0.2	0.2	0.4
C03-06	Mouth	0.0	0.0	0.0	0.0	0.0	0.2	0.0	0.4	1.0	1.0	1.3	1.3	2.4	3.3	4.4	2.2	0.6	0.6	1.2
C07-08	Salivary Gland	0.0	0.0	0.0	0.0	0.0	0.0	0.0	0.0	0.0	0.3	0.0	0.0	0.0	0.7	0.0	0.0	0.0	0.0	0.0
C12-13	Hypopharynx	0.0	0.0	0.0	0.0	0.0	0.3	0.0	0.0	0.2	1.0	0.3	0.0	0.5	0.0	0.0	0.7	0.2	0.1	0.4
C14	Other Oral	0.0	0.0	0.0	0.0	0.0	0.0	0.0	0.0	0.0	0.0	0.0	0.0	0.0	0.0	0.0	0.7	0.0	0.0	0.0
C15	Oesophagus	0.0	0.0	0.0	0.0	0.0	0.0	0.2	0.6	1.5	0.8	1.6	0.9	3.3	2.7	2.7	1.5	0.6	0.6	1.3
C16	Stomach	0.0	0.0	0.0	0.0	0.0	0.0	0.4	0.0	0.8	1.5	1.3	0.9	2.4	3.3	1.8	0.7	0.5	0.5	1.1
C17	Small Intestine	0.0	0.0	0.0	0.0	0.2	0.0	0.0	0.0	0.0	0.0	0.0	0.0	0.0	0.0	0.0	0.0	0.0	0.0	0.0
C18	Colon	0.0	0.0	0.0	0.0	0.0	0.0	0.2	0.8	0.2	0.5	0.3	0.4	1.9	0.7	2.7	0.7	0.3	0.3	0.6
C19-21	Rectum	0.0	0.0	0.0	0.0	0.0	0.0	0.4	0.6	0.2	0.8	0.0	0.4	1.4	0.7	1.8	1.5	0.3	0.3	0.5
C22	Liver	0.0	0.0	0.0	0.2	0.0	0.0	0.0	0.0	0.2	0.0	0.7	0.4	1.9	1.3	0.9	0.7	0.2	0.2	0.4
C23-24	Gall Bladder	0.0	0.0	0.0	0.0	0.0	0.0	0.2	0.2	0.6	0.5	0.3	1.7	0.9	1.3	0.9	2.2	0.3	0.3	0.7
C25	Pancreas	0.0	0.0	0.0	0.0	0.0	0.0	0.0	0.0	0.0	0.0	0.0	0.0	0.5	0.7	0.0	0.7	0.0	0.1	0.1
C30-31	Nose,Sinuses	0.0	0.0	0.0	0.0	0.0	0.0	0.0	0.0	0.0	0.0	0.0	0.0	0.0	0.0	0.0	0.7	0.0	0.0	0.0
C32	Larynx	0.0	0.0	0.0	0.0	0.0	0.0	0.0	0.0	0.0	0.3	0.3	0.0	0.5	0.0	0.0	0.7	0.1	0.1	0.2
C33-34	Lung	0.0	0.0	0.0	0.0	0.2	0.0	0.2	0.2	0.4	0.3	1.0	1.3	1.4	2.7	2.7	3.7	0.4	0.4	0.7
C37-38	Mediastinum,Pleura	0.0	0.0	0.0	0.0	0.0	0.0	0.0	0.0	0.0	0.3	0.0	0.0	0.0	0.0	0.0	0.0	0.0	0.0	0.0
C40-41	Bone	0.0	0.0	0.6	0.0	0.0	0.0	0.0	0.0	0.0	0.3	0.0	0.0	0.5	0.7	0.0	2.2	0.1	0.2	0.1
C43	Skin Melanoma	0.0	0.0	0.0	0.0	0.0	0.0	0.0	0.0	0.0	0.0	0.3	0.0	0.0	0.0	0.0	0.0	0.0	0.0	0.1
C44	Skin Others	0.0	0.0	0.0	0.0	0.0	0.0	0.2	0.0	0.2	0.0	0.3	0.0	0.5	0.0	0.0	0.7	0.1	0.1	0.2
C47	Nervous System	0.0	0.0	0.0	0.0	0.0	0.0	0.0	0.0	0.2	0.0	0.0	0.0	0.0	0.0	0.0	0.0	0.0	0.0	0.0
C49	Conn. & Soft Tissue	0.0	0.0	0.0	0.0	0.0	0.0	0.5	0.0	0.2	0.0	0.3	0.4	0.5	0.0	0.0	0.0	0.1	0.1	0.2
C50	Breast	0.0	0.0	0.0	0.2	0.0	0.5	1.5	2.8	4.8	7.1	6.9	6.5	6.2	6.6	2.7	10.4	2.5	2.3	5.6
C51-52	Other Female Genital Orga	0.0	0.0	0.0	0.0	0.0	0.2	0.0	0.0	0.0	0.3	0.0	0.0	0.0	0.7	0.0	0.0	0.0	0.0	0.0
C53	Cervix	0.0	0.0	0.0	0.0	0.0	0.0	0.9	0.2	3.6	2.0	2.9	2.6	5.2	6.6	1.8	5.2	1.2	1.2	2.6
C54	Corpus Uteri	0.0	0.0	0.0	0.0	0.0	0.0	0.0	0.0	0.0	0.3	1.0	0.4	0.5	0.0	0.0	0.7	0.1	0.1	0.3
C55	Uterus	0.0	0.0	0.0	0.0	0.0	0.0	0.0	0.0	0.0	0.3	0.0	0.0	0.0	0.0	0.0	0.0	0.0	0.0	0.0
C56	Ovary	0.0	0.0	0.4	0.0	0.5	0.0	0.2	1.1	1.3	2.0	2.9	1.7	1.9	3.3	4.4	3.0	0.9	0.9	1.8
C64-65	Kidney	0.0	0.0	0.0	0.2	0.0	0.2	0.0	0.0	0.0	0.3	0.0	0.0	1.4	0.0	0.0	0.7	0.1	0.1	0.2
C66-68	Urinary Bladder	0.0	0.0	0.0	0.0	0.0	0.0	0.0	0.0	0.0	0.0	0.3	0.4	0.0	0.0	0.0	0.7	0.0	0.0	0.1
C70-72	Brain	0.2	0.0	0.0	0.0	0.2	0.3	0.4	0.4	0.6	0.3	0.7	0.4	0.5	1.3	0.0	0.7	0.3	0.3	0.5
C73	Thyroid	0.0	0.0	0.0	0.0	0.0	0.2	0.0	0.2	0.2	0.3	0.3	0.0	0.0	0.0	0.9	0.7	0.1	0.1	0.2
C76	Oth ILL Def. Sites	0.0	0.0	0.0	0.0	0.0	0.0	0.0	0.0	0.0	0.0	0.0	0.0	0.0	0.0	0.0	0.7	0.0	0.0	0.0
C77	Lymph Nodes	0.0	0.0	0.0	0.0	0.0	0.0	0.0	0.0	0.0	0.0	0.0	0.0	0.5	0.0	0.0	0.0	0.0	0.0	0.1
C78	Sec Resp & Dig Organs	0.0	0.2	0.0	0.0	0.0	0.0	0.0	0.2	0.4	0.0	1.0	0.4	0.9	0.7	0.9	1.5	0.2	0.2	0.5
C79	Sec. Others	0.0	0.0	0.0	0.0	0.0	0.0	0.0	0.0	0.0	0.0	0.0	0.4	0.0	0.0	0.0	0.0	0.0	0.0	0.1
C80	Unknown Primary	0.2	0.2	0.0	0.2	0.3	0.5	0.4	1.9	3.1	5.3	7.5	6.5	9.0	11.3	6.2	7.5	2.3	2.4	5.2
C81	Hodgkin Lymphoma	0.0	0.0	0.0	0.0	0.0	0.0	0.0	0.0	0.0	0.0	0.3	0.0	0.0	0.0	0.0	1.5	0.0	0.0	0.1
C82-85	N.H .Lymphoma	0.5	0.2	0.0	0.4	0.2	0.2	0.0	0.6	0.4	1.0	0.3	0.0	0.9	0.0	3.6	0.7	0.4	0.4	0.6
C90	Multiple Myeloma	0.0	0.0	0.0	0.0	0.0	0.0	0.0	0.0	0.0	0.0	0.0	0.9	1.4	0.0	0.0	0.0	0.1	0.1	0.3
C91	Lymphoid Leukemia	0.0	0.7	0.2	0.2	0.2	0.0	0.2	0.2	0.4	0.8	0.0	0.4	0.0	0.0	0.0	0.0	0.2	0.2	0.3
C92	Myeloid Leukemia	0.2	0.2	0.2	0.4	0.0	0.2	0.5	0.8	0.8	0.8	0.3	0.0	1.4	0.7	1.8	0.7	0.4	0.4	0.7
C93-95	Other Leukemia	0.2	0.2	0.4	0.0	0.3	0.0	0.5	0.2	0.8	0.0	0.3	0.0	0.9	0.0	0.9	2.2	0.3	0.3	0.4
Total		1.4	1.8	1.8	1.7	1.9	2.6	6.7	11.1	22.8	28.5	33.4	29.7	49.8	51.0	40.9	57.5	13.6	13.5	27.7

## Appendix

### Calculation of rates and ratios

**Age Specific Rates** are calculated by dividing the number of cases in each 5 year age and sex stratum by corresponding population estimate for that stratum and multiplying the product by 100,000 to give the rates per 100,000.

**Crude Rates** are calculated by the same way using the total cancer cases and total cases and total population base by sex.

**Age Adjusted Rates** are calculated summing the products of the age specific rates and the world standard population strata. They provide a rate which is independent of the age structure of the population of interest and are therefore useful in making comparisons between different populations, time periods etc.

**Cumulative Rates** are calculated by multiplying the five year age specific rates per persons by 5 and summing over age groups from 00-04 to 70-74. This rate is then expressed as percentage. This rate is a good indicator of life time risk.